

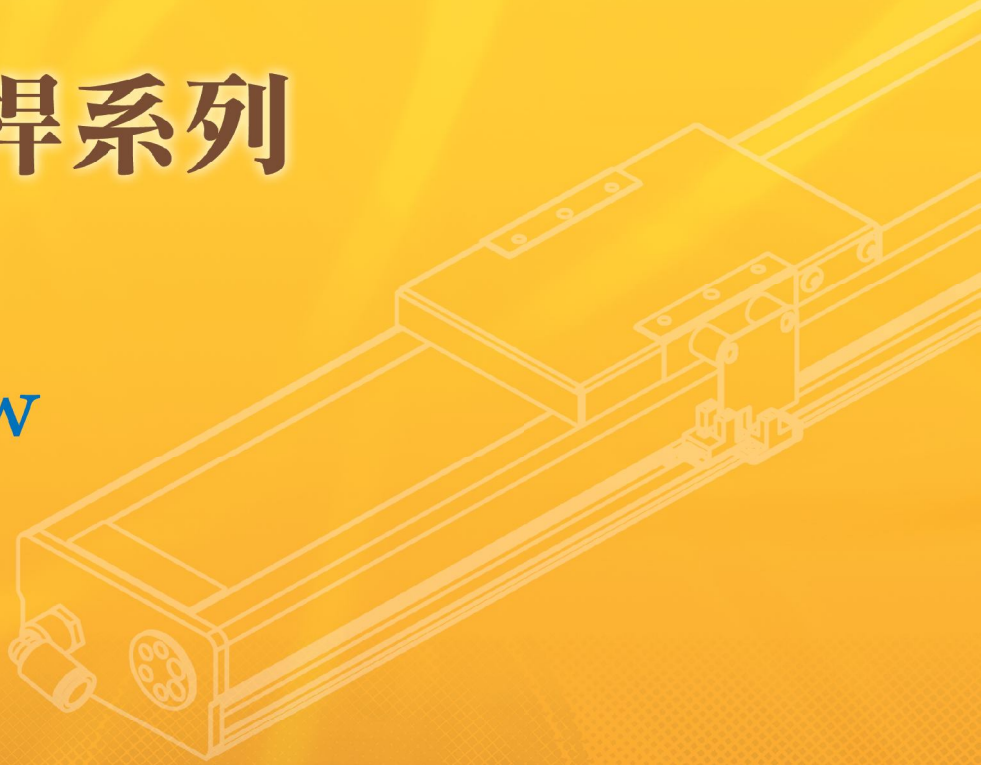
# SATA

## 無塵螺桿系列

無塵環境

## Ball-Screw Series

Clean Room



# C100D - L10 - S1050 - M1 - M 100W - B

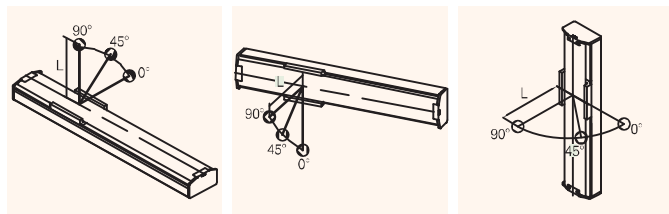
型號 Model      導程 Lead      行程 Stroke      馬達方向 Motor direction      馬達廠牌及出力 Motor brand and output      煞車 Brake

- 馬達廠牌及出力 Motor brand and output
- H 上銀 Hiwin
  - S 山洋 Sanyo
  - M 三菱 Mitsubishi
  - Y 安川 Yaskawa
  - P 松下 Panasonic
  - F 富士 Fuji
  - T 台達 Delta
- 馬達方向 Motor direction
- M1 馬達內置 Motor inside position
  - M2 馬達外置 Motor outside position
  - M3 馬達外置右側 Motor outside, rightward position
  - M4 馬達外置左側 Motor outside, leftward position
  - M5 馬達外置上方 Motor outside, upper position
  - M6 馬達外置下方 Motor outside, lower position

## C100D規格表(C100D Specification):

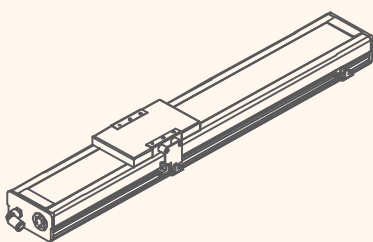
## 線性滑軌12x8-2支

馬達出力 AC Servo motor output(W)	100W				
單向重覆定位精度 Repeatability(mm)	±0.02				
滾珠螺桿外徑 B.S(Ø)	16	16	16	16	
滾珠螺桿導程 Lead(mm)	5	10	16	20	
最快速度 Maximun speed(mm/sec)	250	500	800	1000	
最大載重 Maximun payload(kg)	水平使用 (H)	50	35	25	20
	垂直使用 (V)	12	10	8	5
額定推力 Rated thrust(N)	300	150	85	75	
行程 Stroke(mm)	100~1050 50 間隔 (interval)				

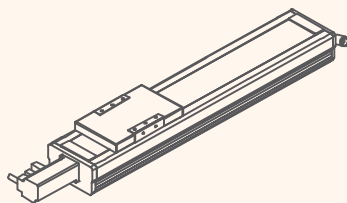


水平安裝應用 (單位:mm)					牆面安裝應用 (單位:mm)					垂直安裝應用 (單位:mm)				
Horizontal use					Wall installation use					During vertical use				
導程	荷重 Payload	0°	45°	90°	導程	荷重 Payload	0°	45°	90°	導程	荷重 Payload	0°	45°	90°
Lead 20	5kg	193	206	467	Lead 20	3kg	462	228	179	Lead 20	1kg	546	441	570
	10kg	72	81	191		10kg	289	94	76		5kg	375	243	391
	20kg	0	0	75			211	55	39			123	82	150
Lead 16	5kg	239	286	536	Lead 16	5kg	477	140	123	Lead 16	3kg	413	287	262
	10kg	119	139	301		10kg	269	78	69		5kg	214	151	242
	25kg	15	23	156			15kg	126	54			37	8kg	60
Lead 10	15kg	65	85	225	Lead 10	10kg	545	122	109	Lead 10	4kg	296	212	320
	25kg	21	27	87		20kg	210	33	21		6kg	145	102	101
	35kg	0	0	0			30kg	0	0			0	10kg	79
Lead 05	30kg	21	32	262	Lead 05	10kg	602	187	153	Lead 05	10kg	93	56	106
	50kg	1	2	48		20kg	380	92	75		13kg	42	32	71
	60kg	0	0	0			30kg	95	0			0	15kg	23

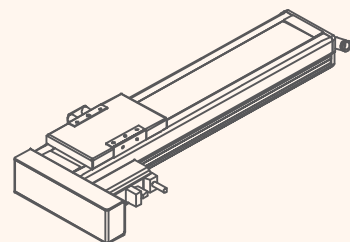
\* 滑塊表面中心到搬送物重心的距離  
Distance from center of slider top to center of gravity of object being transported



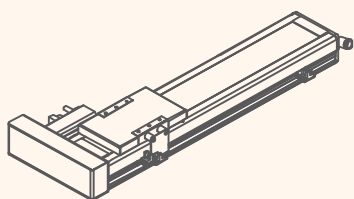
M1



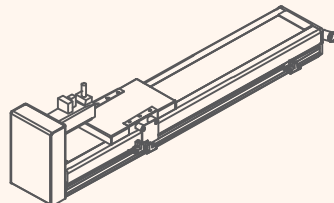
M2



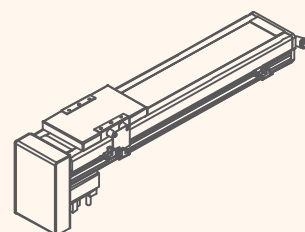
M3



M4

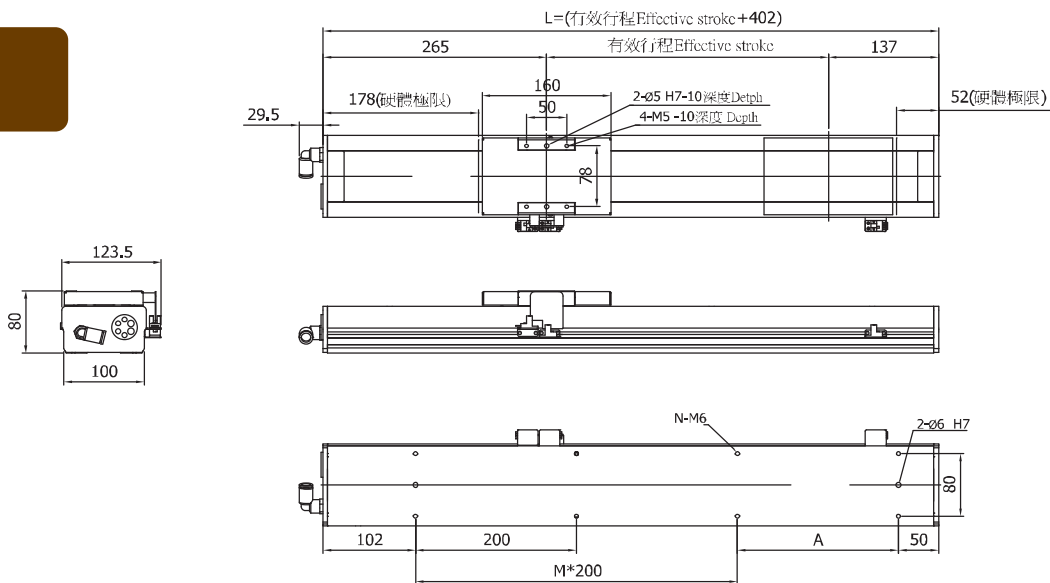


M5



M6

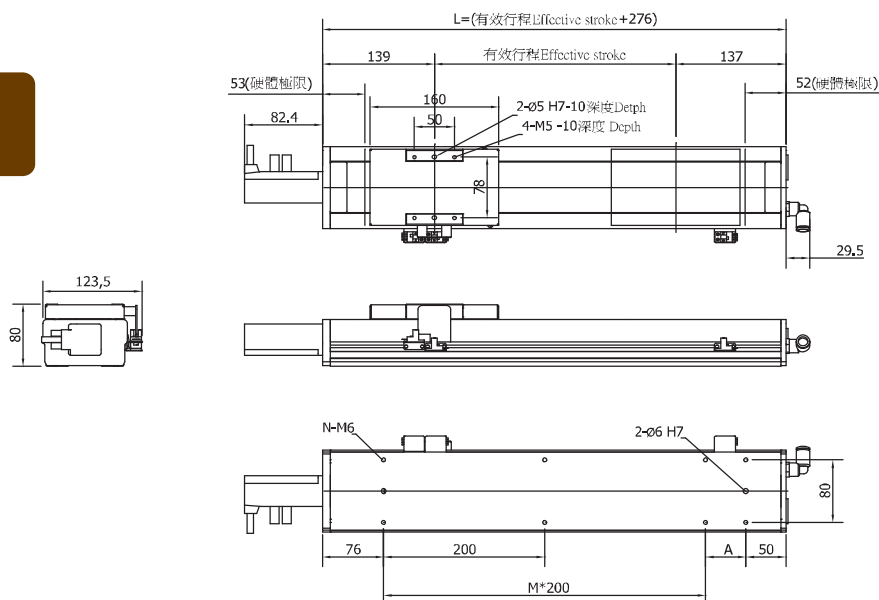
## M1



行程Stroke	100	150	200	250	300	350	400	450	500	550	600	650	700	750	800	850	900	950	1000	1050
L	502	552	602	652	702	752	802	852	902	952	1002	1052	1102	1152	1202	1252	1302	1352	1402	1452
A	150	200	50	100	150	200	50	100	150	200	50	100	150	200	50	100	150	200	50	100
M	1	1	2	2	2	2	3	3	3	3	4	4	4	4	5	5	5	5	6	6
N	6	6	8	8	8	8	10	10	10	10	12	12	12	12	14	14	14	14	16	16
重量 Weight (kg)	5.5	6.0	6.5	7.0	7.5	8.0	8.5	9.0	9.5	10.0	10.5	11.0	11.5	12.0	12.5	13.0	13.5	14.0	14.5	15.0

※本公司享有變更規格之權益，恕不另行通知 ※Drawings and specifications are subject to change without prior notice.

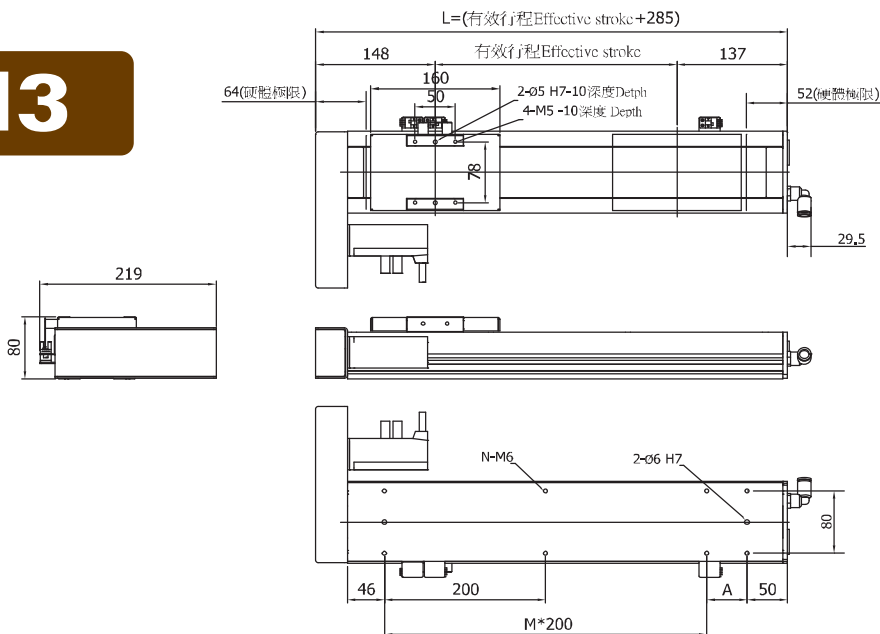
## M2



行程Stroke	100	150	200	250	300	350	400	450	500	550	600	650	700	750	800	850	900	950	1000	1050
L	376	426	476	526	576	626	676	726	776	826	876	926	976	1026	1076	1126	1176	1226	1276	1326
A	50	100	150	200	50	100	150	200	50	100	150	200	50	100	150	200	50	100	150	200
M	1	1	1	1	2	2	2	2	3	3	3	3	4	4	4	4	5	5	5	5
N	6	6	6	6	8	8	8	8	10	10	10	10	12	12	12	12	14	14	14	14
重量 Weight (kg)	4.8	5.3	5.8	6.3	6.8	7.3	7.8	8.3	8.8	9.3	9.8	10.3	10.8	11.3	11.8	12.3	12.8	13.3	13.8	14.3

※本公司享有變更規格之權益，恕不另行通知 ※Drawings and specifications are subject to change without prior notice.

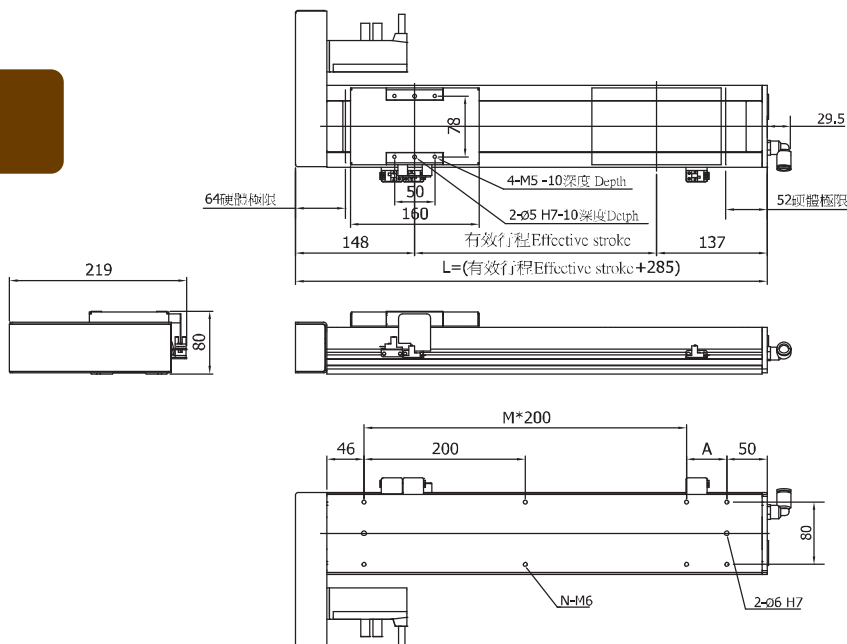
# M3



行程Stroke	100	150	200	250	300	350	400	450	500	550	600	650	700	750	800	850	900	950	1000	1050
L	385	435	485	535	585	635	685	735	785	835	885	935	985	1035	1085	1135	1185	1235	1285	1335
A	50	100	150	200	50	100	150	200	50	100	150	200	50	100	150	200	50	100	150	200
M	1	1	1	1	2	2	2	2	3	3	3	3	4	4	4	4	5	5	5	5
N	6	6	6	6	8	8	8	8	10	10	10	10	12	12	12	12	14	14	14	14
重量 Weight (kg)	5.4	5.9	6.4	6.9	7.4	7.9	8.4	8.9	9.4	9.9	10.4	10.9	11.4	11.9	12.4	12.9	13.4	13.9	14.4	14.9

※本公司享有變更規格之權益，恕不另行通知 ※Drawings and specifications are subject to change without prior notice.

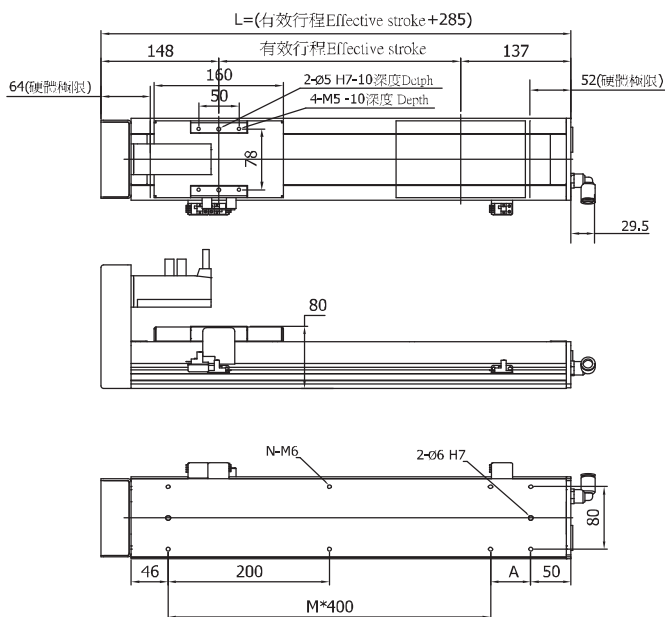
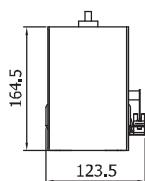
# M4



行程Stroke	100	150	200	250	300	350	400	450	500	550	600	650	700	750	800	850	900	950	1000	1050
L	385	435	485	535	585	635	685	735	785	835	885	935	985	1035	1085	1135	1185	1235	1285	1335
A	50	100	150	200	50	100	150	200	50	100	150	200	50	100	150	200	50	100	150	200
M	1	1	1	1	2	2	2	2	3	3	3	3	4	4	4	4	5	5	5	5
N	6	6	6	6	8	8	8	8	10	10	10	10	12	12	12	12	14	14	14	14
重量 Weight (kg)	5.4	5.9	6.4	6.9	7.4	7.9	8.4	8.9	9.4	9.9	10.4	10.9	11.4	11.9	12.4	12.9	13.4	13.9	14.4	14.9

※本公司享有變更規格之權益，恕不另行通知 ※Drawings and specifications are subject to change without prior notice.

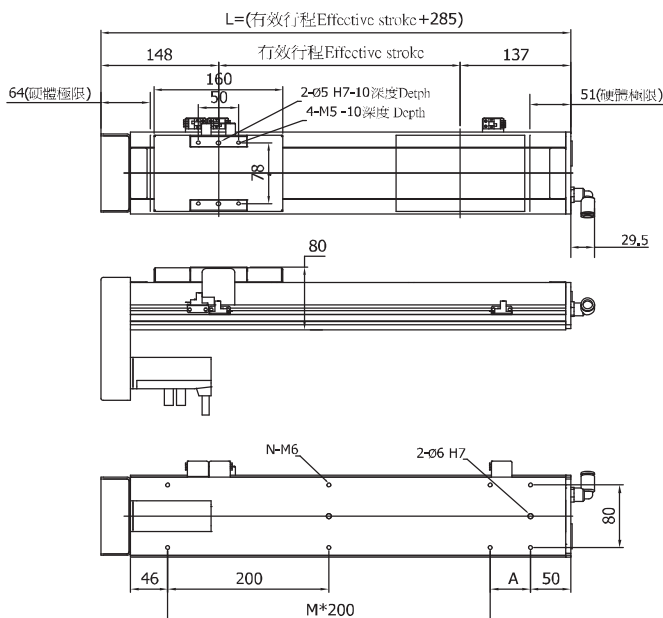
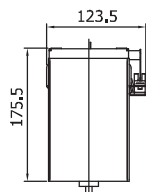
## M5



行程Stroke	100	150	200	250	300	350	400	450	500	550	600	650	700	750	800	850	900	950	1000	1050
L	385	435	485	535	585	635	685	735	785	835	885	935	985	1035	1085	1135	1185	1235	1285	1335
A	50	100	150	200	50	100	150	200	50	100	150	200	50	100	150	200	50	100	150	200
M	1	1	1	1	2	2	2	2	3	3	3	3	4	4	4	4	5	5	5	5
N	6	6	6	6	8	8	8	8	10	10	10	10	12	12	12	12	14	14	14	14
重量 Weight (kg)	5.4	5.9	6.4	6.9	7.4	7.9	8.4	8.9	9.4	9.9	10.4	10.9	11.4	11.9	12.4	12.9	13.4	13.9	14.4	14.9

※本公司享有變更規格之權益，恕不另行通知 ※Drawings and specifications are subject to change without prior notice.

## M6



行程Stroke	100	150	200	250	300	350	400	450	500	550	600	650	700	750	800	850	900	950	1000	1050
L	385	435	485	535	585	635	685	735	785	835	885	935	985	1035	1085	1135	1185	1235	1285	1335
A	50	100	150	200	50	100	150	200	50	100	150	200	50	100	150	200	50	100	150	200
M	1	1	1	1	2	2	2	2	3	3	3	3	4	4	4	4	5	5	5	5
N	6	6	6	6	8	8	8	8	10	10	10	10	12	12	12	12	14	14	14	14
重量 Weight (kg)	5.4	5.9	6.4	6.9	7.4	7.9	8.4	8.9	9.4	9.9	10.4	10.9	11.4	11.9	12.4	12.9	13.4	13.9	14.4	14.9

※本公司享有變更規格之權益，恕不另行通知 ※Drawings and specifications are subject to change without prior notice.

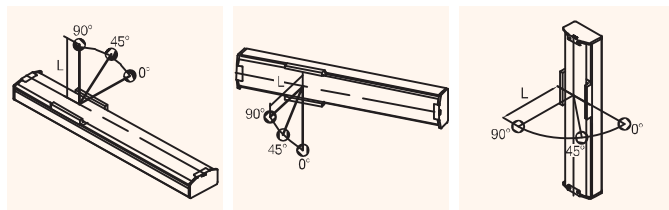
# C136D - L10 - S1050 - M1 - M 200W - B

型號 Model      導程 Lead      行程 Stroke      馬達方向 Motor direction      馬達廠牌及出力 Motor brand and output      煞車 Brake

- 馬達廠牌及出力 Motor brand and output
- H 上銀 Hiwin
  - S 山洋 Sanyo
  - M 三菱 Mitsubishi
  - Y 安川 Yaskawa
  - P 松下 Panasonic
  - F 富士 Fuji
  - T 台達 Delta
- 馬達方向 Motor direction
- M1 馬達內置 Motor inside position
  - M2 馬達外置 Motor outside position
  - M3 馬達外置右側 Motor outside, rightward position
  - M4 馬達外置左側 Motor outside, leftward position
  - M5 馬達外置上方 Motor outside, upper position
  - M6 馬達外置下方 Motor outside, lower position

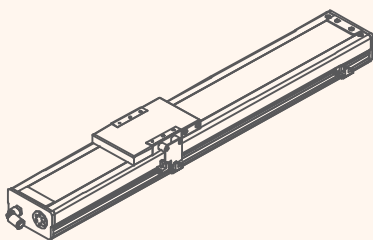
## C136D規格表(C136D Specification): 線性滑軌15x12.5-2支

馬達出力 AC Servo motor output(W)	200W				
單向重覆定位精度 Repeatability(mm)	±0.02				
滾珠螺桿外徑 B.S(Ø)	16	16	16	20	
滾珠螺桿導程 Lead(mm)	5	10	16	20	
最快速度 Maximun speed(mm/sec)	250	500	800	1000	
最大載重 Maximun payload(kg)	水平使用 (H)	80	70	65	35
	垂直使用 (V)	25	20	15	8
額定推力 Rated thrust(N)	640	320	225	160	
行程 Stroke(mm)	100~1050 50 間隔 (interval)				

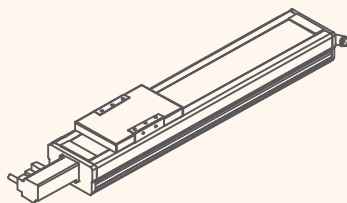


水平安裝應用 (單位:mm)					牆面安裝應用 (單位:mm)					垂直安裝應用 (單位:mm)						
Horizontal use					Wall installation use					During vertical use						
導程	荷重 Payload	0°	45°	90°	導程	荷重 Payload	0°	45°	90°	導程	荷重 Payload	0°	45°	90°		
Lead 20	10kg	820	870	1830	Lead 20	10kg	935	499	550	Lead 20	4kg	609	830	1423		
	20kg	450	480	1050		30kg	20kg	526	288		290	8kg	6kg	470	559	952
	35kg	250	310	650			30kg	30kg	305		130		125	10kg	8kg	350
Lead 16	30kg	360	470	1100	Lead 16	30kg		1030	340	272	Lead 16	10kg	400		568	1121
	50kg	232	315	815		50kg	50kg	659	160	119		13kg	13kg	270	375	705
	65kg	159	222	705			60kg	60kg	398	40			29	15kg	15kg	201
Lead 10	40kg	331	459	1027	Lead 10	40kg		525	166	86	Lead 10	15kg	149		215	431
	55kg	215	299	797		55kg	55kg	385	92	13		18kg	18kg	115	161	349
	70kg	154	219	680			70kg	70kg	121	6			0	20kg	20kg	95
Lead 5	60kg	134	329	1625	Lead 5	60kg		725	61	40	Lead 5	20kg	166		221	393
	70kg	185	262	1385		70kg	70kg	349	11	7		22kg	22kg	127	190	310
	80kg	154	219	1220			80kg	80kg	0	0			0	25kg	25kg	73

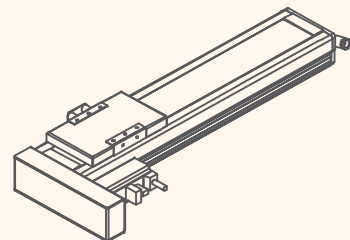
\* 滑塊表面中心到搬送物重心的距離  
Distance from center of slider top to center of gravity of object being transported



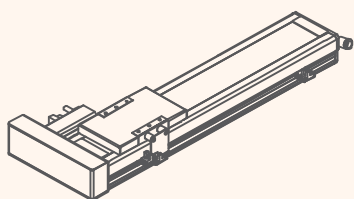
M1



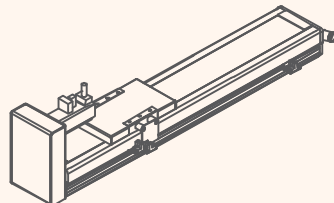
M2



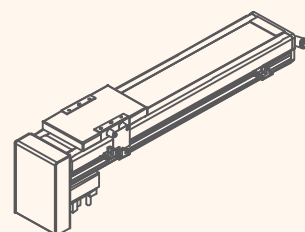
M3



M4

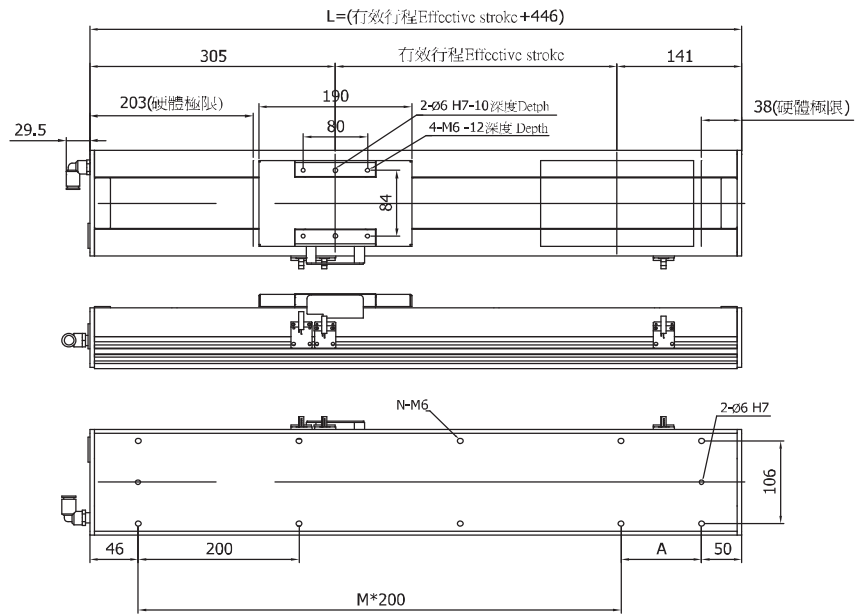
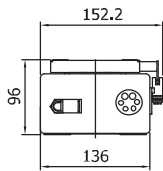


M5



M6

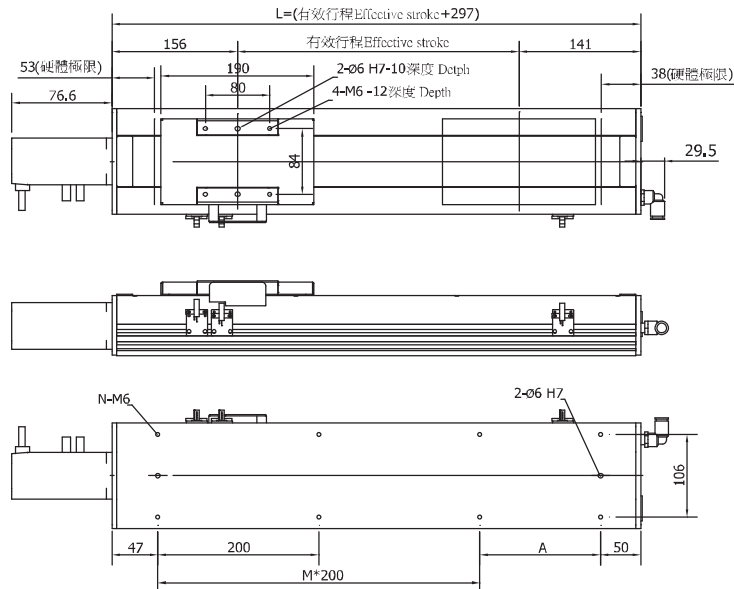
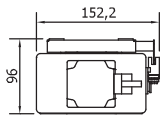
## M1



行程Stroke	100	150	200	250	300	350	400	450	500	550	600	650	700	750	800	850	900	950	1000	1050
L	546	596	646	696	746	796	846	896	946	996	1046	1096	1146	1196	1246	1296	1346	1396	1446	1496
A	50	100	150	200	50	100	150	200	50	100	150	200	50	100	150	200	50	100	150	200
M	2	2	2	2	3	3	3	3	4	4	4	4	5	5	5	5	6	6	6	6
N	8	8	8	8	10	10	10	10	12	12	12	12	14	14	14	14	16	16	16	16
重量 Weight (kg)	8.5	9.0	9.5	10.0	10.5	11.0	11.5	12.0	12.5	13.0	13.5	14.0	14.5	15.0	15.5	16.0	16.5	17.0	17.5	18.0

※本公司享有變更規格之權益，恕不另行通知 ※Drawings and specifications are subject to change without prior notice.

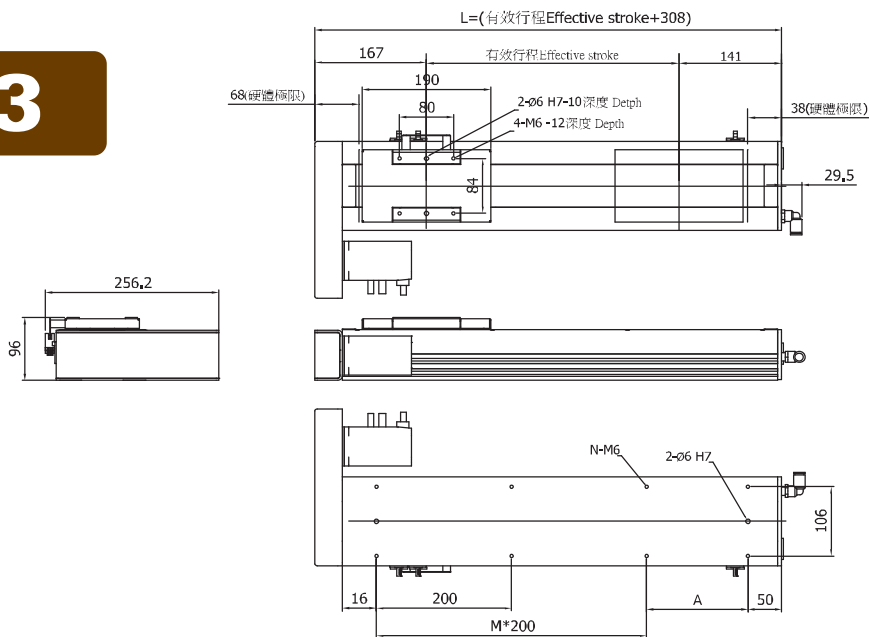
## M2



行程Stroke	100	150	200	250	300	350	400	450	500	550	600	650	700	750	800	850	900	950	1000	1050
L	397	447	497	547	597	647	697	747	797	847	897	947	997	1047	1097	1147	1197	1247	1297	1347
A	100	150	200	50	100	150	200	50	100	150	200	50	100	150	200	50	100	150	200	50
M	1	1	1	2	2	2	2	3	3	3	3	4	4	4	4	5	5	5	5	6
N	6	6	6	8	8	8	8	10	10	10	10	12	12	12	12	14	14	14	14	16
重量 Weight (kg)	7.7	8.2	8.7	9.2	9.7	10.2	10.7	11.2	11.7	12.2	12.7	13.2	13.7	14.2	14.7	15.2	15.7	16.2	16.7	17.2

※本公司享有變更規格之權益，恕不另行通知 ※Drawings and specifications are subject to change without prior notice.

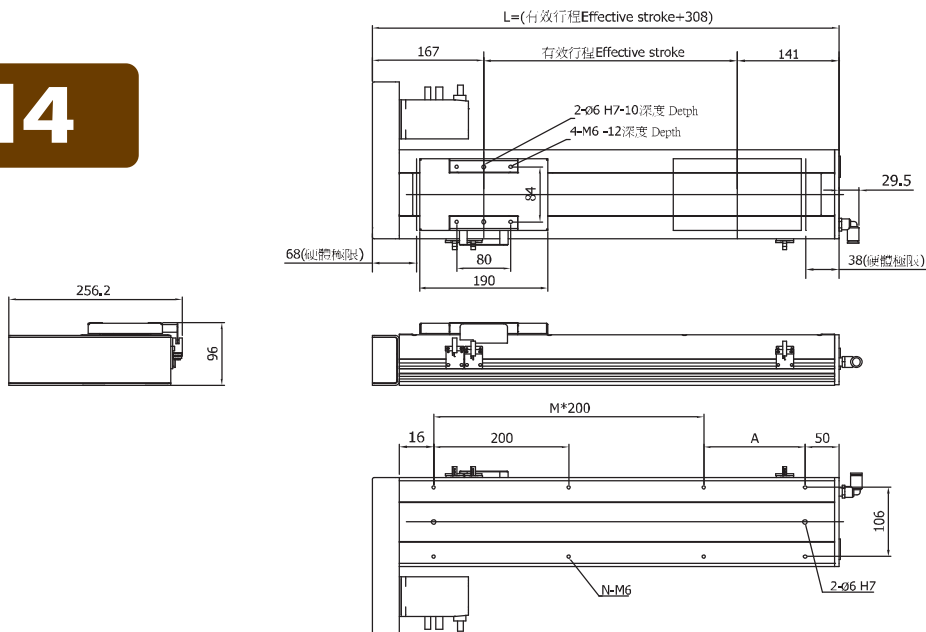
# M3



行程Stroke	100	150	200	250	300	350	400	450	500	550	600	650	700	750	800	850	900	950	1000	1050
L	408	458	508	558	608	658	708	758	808	858	908	958	1008	1058	1108	1158	1208	1258	1308	1358
A	100	150	200	50	100	150	200	50	100	150	200	50	100	150	200	50	100	150	200	50
M	1	1	1	2	2	2	2	3	3	3	3	4	4	4	4	5	5	5	5	6
N	6	6	6	8	8	8	8	10	10	10	10	12	12	12	12	14	14	14	14	16
重量 Weight (kg)	7.4	7.9	8.4	8.9	9.4	9.9	10.4	10.9	11.4	11.9	12.4	12.9	13.4	13.9	14.4	14.9	15.4	15.9	16.4	16.9

※本公司享有變更規格之權益，恕不另行通知 ※Drawings and specifications are subject to change without prior notice.

# M4

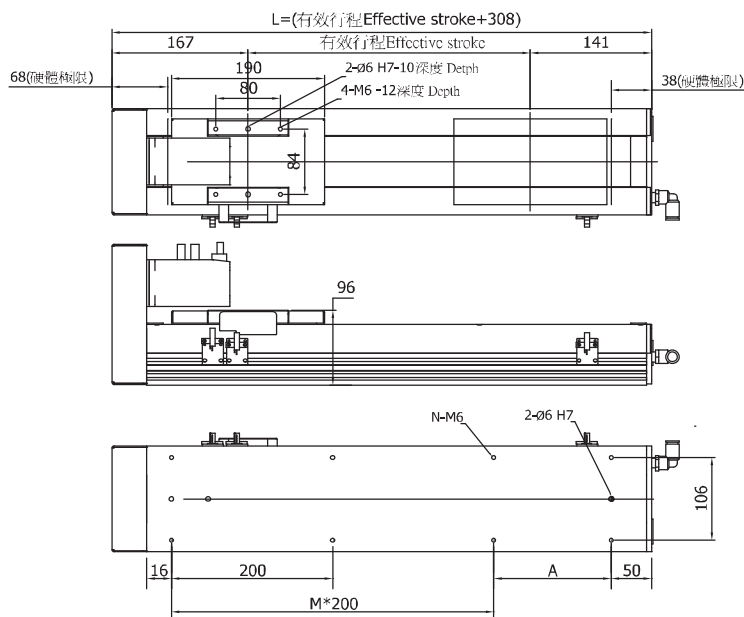
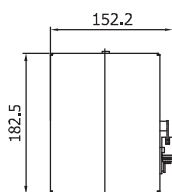


行程Stroke	100	150	200	250	300	350	400	450	500	550	600	650	700	750	800	850	900	950	1000	1050
L	408	458	508	558	608	658	708	758	808	858	908	958	1008	1058	1108	1158	1208	1258	1308	1358
A	100	150	200	50	100	150	200	50	100	150	200	50	100	150	200	50	100	150	200	50
M	1	1	1	2	2	2	2	3	3	3	3	4	4	4	4	5	5	5	5	6
N	6	6	6	8	8	8	8	10	10	10	10	12	12	12	12	14	14	14	14	16
重量 Weight (kg)	7.4	7.9	8.4	8.9	9.4	9.9	10.4	10.9	11.4	11.9	12.4	12.9	13.4	13.9	14.4	14.9	15.4	15.9	16.4	16.9

※本公司享有變更規格之權益，恕不另行通知 ※Drawings and specifications are subject to change without prior notice.



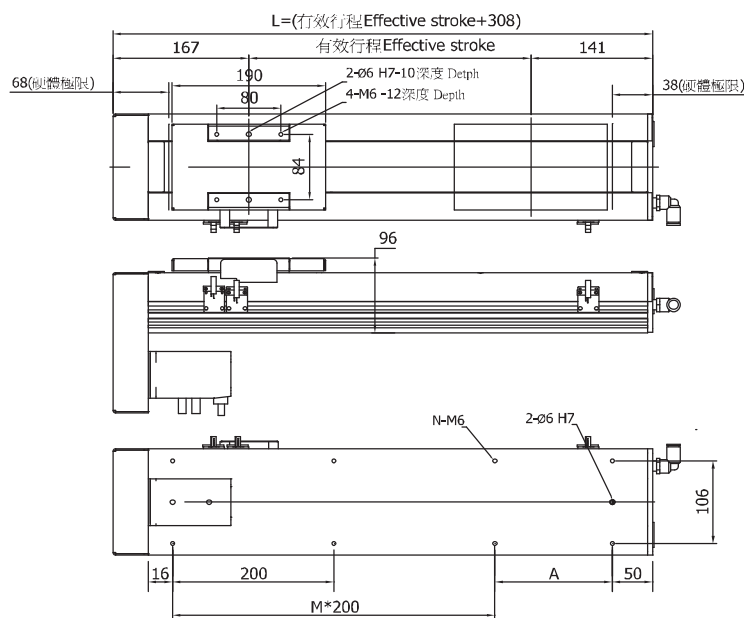
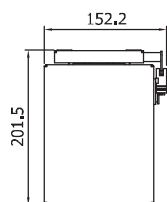
## M5



行程 Stroke	100	150	200	250	300	350	400	450	500	550	600	650	700	750	800	850	900	950	1000	1050
L	408	458	508	558	608	658	708	758	808	858	908	958	1008	1058	1108	1158	1208	1258	1308	1358
A	100	150	200	50	100	150	200	50	100	150	200	50	100	150	200	50	100	150	200	50
M	1	1	1	2	2	2	2	3	3	3	3	4	4	4	4	5	5	5	5	6
N	6	6	6	8	8	8	8	10	10	10	10	12	12	12	12	14	14	14	14	16
重量 Weight (kg)	7.4	7.9	8.4	8.9	9.4	9.9	10.4	10.9	11.4	11.9	12.4	12.9	13.4	13.9	14.4	14.9	15.4	15.9	16.4	16.9

※本公司享有變更規格之權益，恕不另行通知 ※Drawings and specifications are subject to change without prior notice.

## M6



行程 Stroke	100	150	200	250	300	350	400	450	500	550	600	650	700	750	800	850	900	950	1000	1050
L	408	458	508	558	608	658	708	758	808	858	908	958	1008	1058	1108	1158	1208	1258	1308	1358
A	100	150	200	50	100	150	200	50	100	150	200	50	100	150	200	50	100	150	200	50
M	1	1	1	2	2	2	2	3	3	3	3	4	4	4	4	5	5	5	5	6
N	6	6	6	8	8	8	8	10	10	10	10	12	12	12	12	14	14	14	14	16
重量 Weight (kg)	7.4	7.9	8.4	8.9	9.4	9.9	10.4	10.9	11.4	11.9	12.4	12.9	13.4	13.9	14.4	14.9	15.4	15.9	16.4	16.9

※本公司享有變更規格之權益，恕不另行通知 ※Drawings and specifications are subject to change without prior notice.

# C168D - L10 - S1250 - M1 - M 400W - B

型號 Model      導程 Lead      行程 Stroke      馬達方向 Motor direction      馬達廠牌及出力 Motor brand and output      煞車 Brake

馬達方向 Motor direction

- M1 馬達內置 Motor inside position
- M2 馬達外置 Motor outside position
- M3 馬達外置右側 Motor outside, rightward position
- M4 馬達外置左側 Motor outside, leftward position
- M5 馬達外置上方 Motor outside, upper position
- M6 馬達外置下方 Motor outside, lower position

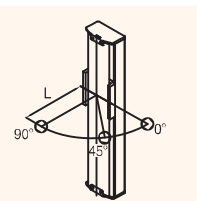
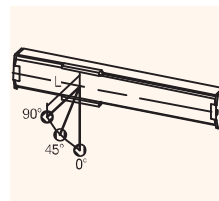
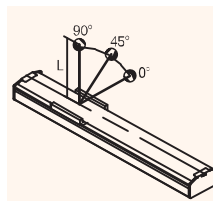
馬達廠牌及出力 Motor brand and output

- H 上銀 Hiwin
- S 山洋 Sanyo
- M 三菱 Mitsubishi
- Y 安川 Yaskawa
- P 松下 Panasonic
- F 富士 Fuji
- T 台達 Delta

## C168D規格表(C168D Specification):

## 線性滑軌20x15.5-2支

馬達出力 AC Servo motor output(W)	400W				
單向重覆定位精度 Repeatability(mm)	±0.02				
滾珠螺桿外徑 B.S(Ø)	20	20	20	25	
滾珠螺桿導程 Lead(mm)	5	10	20	25	
最快速度 Maximun speed(mm/sec)	250	500	1000	1250	
最大載重 Maximun payload(kg)	水平使用 (H)	110	80	75	65
	垂直使用 (V)	40	35	15	11
額定推力 Rated thrust(N)	945	480	240	200	
行程 Stroke(mm)	100~1250 50 間隔 (interval)				



水平安裝應用 (單位:mm)  
Horizontal use

導程 Lead	荷重 Payload	0°	45°	90°
Lead 25	25kg	643	867	1438
	45kg	399	512	1103
	65kg	240	336	971
Lead 20	30kg	765	922	1749
	50kg	454	571	1216
	75kg	305	393	1035
Lead 10	50kg	661	808	1371
	65kg	499	573	1190
	80kg	337	428	1007
Lead 5	70kg	389	530	1398
	90kg	220	312	1089
	110kg	180	250	950

牆面安裝應用 (單位:mm)  
Wall installation use

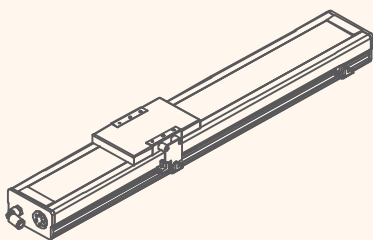
導程 Lead	荷重 Payload	0°	45°	90°
Lead 25	25kg	979	460	431
	45kg	682	312	300
	65kg	566	203	171
Lead 20	30kg	1095	560	550
	50kg	730	335	325
	75kg	580	215	195
Lead 10	50kg	1212	478	369
	65kg	1130	384	335
	80kg	973	263	220
Lead 5	70kg	911	400	365
	90kg	622	249	197
	110kg	464	176	110

垂直安裝應用 (單位:mm)  
During vertical use

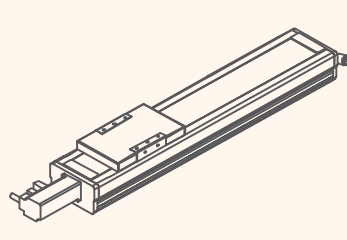
導程 Lead	荷重 Payload	0°	45°	90°
Lead 25	3kg	2544	1789	2544
	7kg	1383	571	1383
	11kg	900	672	900
Lead 20	5kg	2350	1660	2350
	10kg	1210	845	1210
	15kg	810	570	810
Lead 10	15kg	1610	1138	1610
	25kg	950	670	950
	35kg	660	468	660
Lead 5	20kg	1577	1099	1577
	30kg	782	567	782
	40kg	245	130	245

\* 滑塊表面中心到搬送物重心的距離

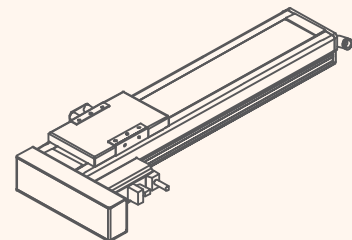
Distance from center of slider top to center of gravity of object being transported



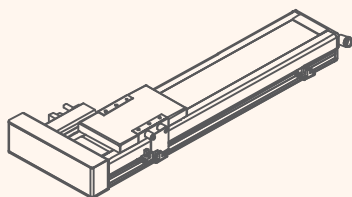
M1



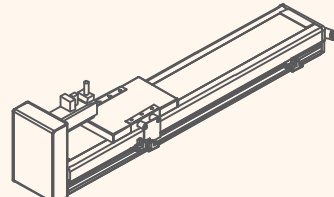
M2



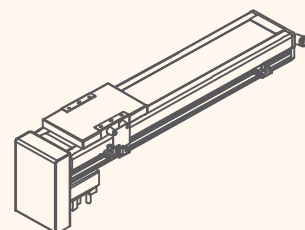
M3



M4

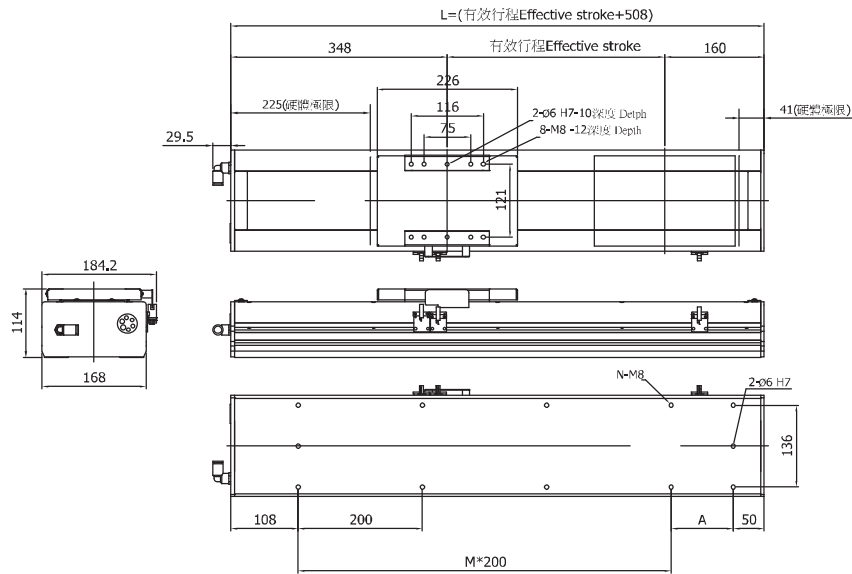


M5



M6

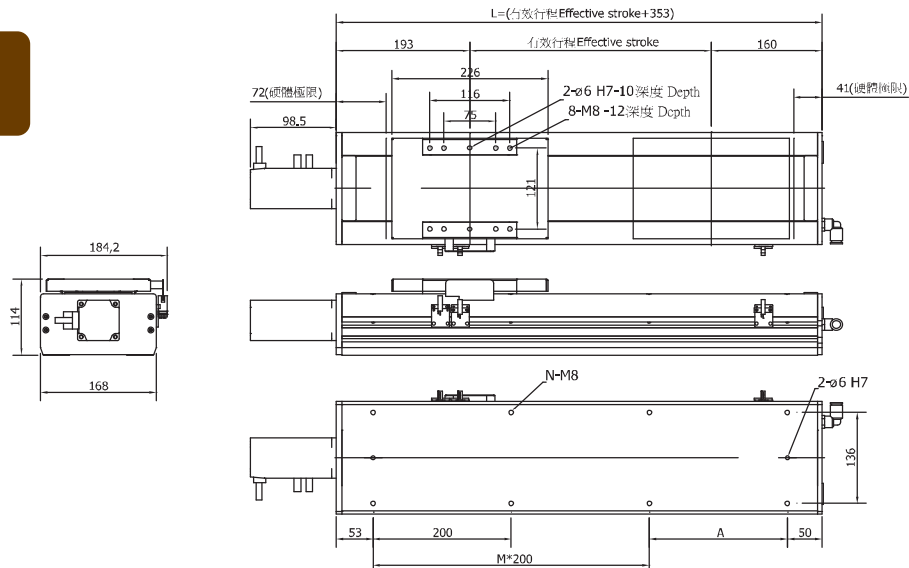
## M1



行程 Stroke	100	150	200	250	300	350	400	450	500	550	600	650	700	750	800	850	900	950	1000	1050	1100	1150	1200	1250
L	608	658	708	758	808	858	908	958	1008	1058	1108	1158	1208	1258	1308	1358	1408	1458	1508	1558	1608	1658	1708	1758
A	50	100	150	200	50	100	150	200	50	100	150	200	50	100	150	200	50	100	150	200	50	100	150	200
M	2	2	2	2	3	3	3	3	4	4	4	4	5	5	5	5	6	6	6	6	7	7	7	7
N	8	8	8	8	10	10	10	10	12	12	12	12	14	14	14	14	16	16	16	16	18	18	18	18
重量 Weight (kg)	16,6	17,6	18,6	19,6	20,6	21,6	22,6	23,6	24,6	25,6	26,6	27,6	28,6	29,6	30,6	31,6	32,6	33,6	34,6	35,6	36,6	37,6	38,6	39,6

\*本公司享有變更規格之權益，恕不另行通知 \*Drawings and specifications are subject to change without prior notice.

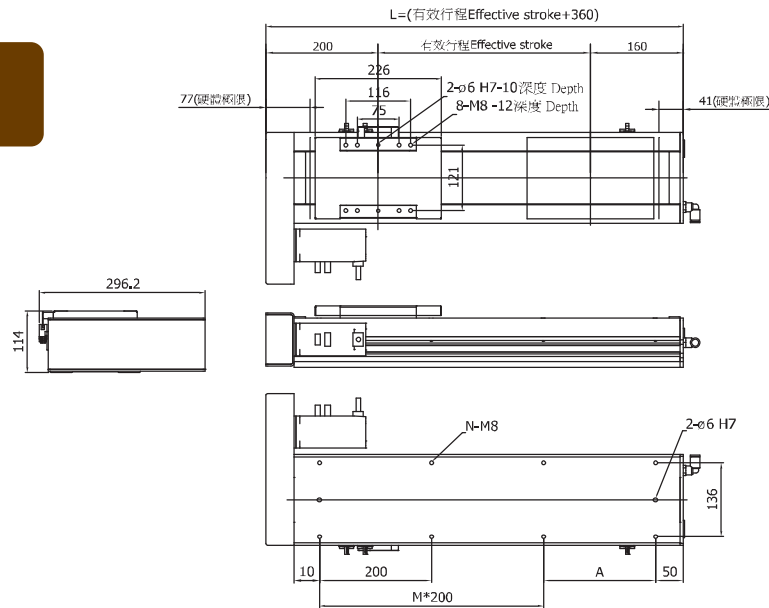
## M2



行程 Stroke	100	150	200	250	300	350	400	450	500	550	600	650	700	750	800	850	900	950	1000	1050	1100	1150	1200	1250
L	453	503	553	603	653	703	753	803	853	903	953	1003	1053	1103	1153	1203	1253	1303	1353	1403	1453	1503	1553	1603
A	150	200	50	100	150	200	50	100	150	200	50	100	150	200	50	100	150	200	50	100	150	200	50	100
M	1	1	2	2	2	2	3	3	3	3	4	4	4	4	5	5	5	5	6	6	6	6	7	7
N	6	6	8	8	8	8	10	10	10	10	12	12	12	12	14	14	14	14	16	16	16	16	18	18
重量 Weight (kg)	14,0	15,0	16,0	17,0	18,0	19,0	20,0	21,0	22,0	23,0	24,0	25,0	26,0	27,0	28,0	29,0	30,0	31,0	32,0	33,0	34,0	35,0	36,0	37,0

\*本公司享有變更規格之權益，恕不另行通知 \*Drawings and specifications are subject to change without prior notice.

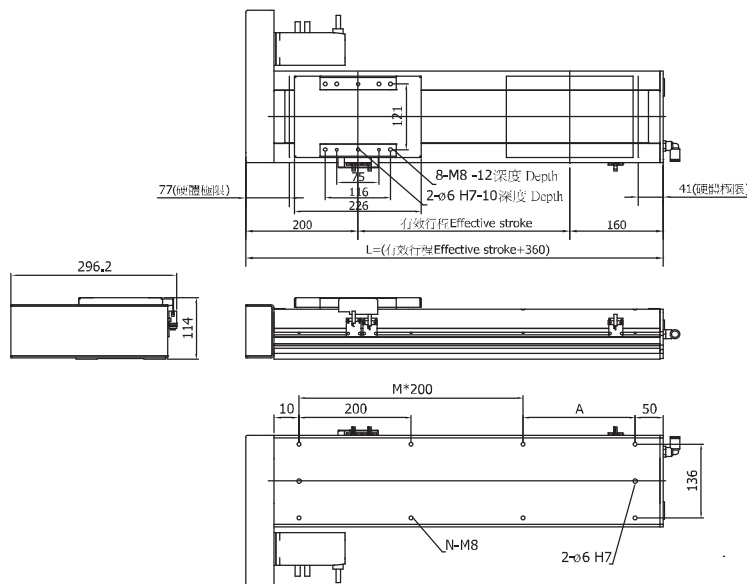
# M3



行程Stroke	100	150	200	250	300	350	400	450	500	550	600	650	700	750	800	850	900	950	1000	1050	1100	1150	1200	1250
L	460	510	560	610	660	710	760	810	860	910	960	1010	1060	1110	1160	1210	1260	1310	1360	1410	1460	1510	1560	1610
A	150	200	50	100	150	200	50	100	150	200	50	100	150	200	50	100	150	200	50	100	150	200	50	100
M	1	1	2	2	2	2	3	3	3	3	4	4	4	4	5	5	5	5	6	6	6	6	7	7
N	6	6	8	8	8	8	10	10	10	10	12	12	12	12	14	14	14	14	16	16	16	16	18	18
重量 Weight (kg)	15.4	16.4	17.4	18.4	19.4	20.4	21.4	22.4	23.4	24.4	25.4	26.4	27.4	28.4	29.4	30.4	31.4	32.4	33.4	34.4	35.4	36.4	37.4	38.4

※本公司享有變更規格之權益，恕不另行通知 ※Drawings and specifications are subject to change without prior notice.

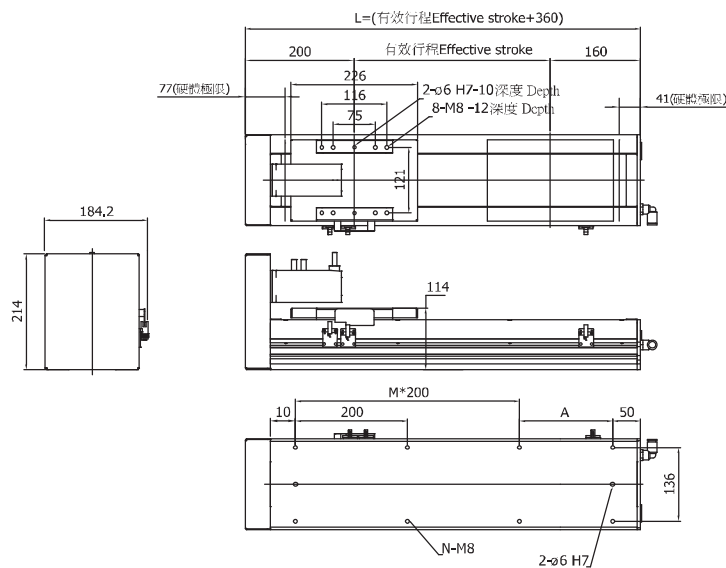
# M4



行程Stroke	100	150	200	250	300	350	400	450	500	550	600	650	700	750	800	850	900	950	1000	1050	1100	1150	1200	1250
L	460	510	560	610	660	710	760	810	860	910	960	1010	1060	1110	1160	1210	1260	1310	1360	1410	1460	1510	1560	1610
A	150	200	50	100	150	200	50	100	150	200	50	100	150	200	50	100	150	200	50	100	150	200	50	100
M	1	1	2	2	2	2	3	3	3	3	4	4	4	4	5	5	5	5	6	6	6	6	7	7
N	6	6	8	8	8	8	10	10	10	10	12	12	12	12	14	14	14	14	16	16	16	16	18	18
重量 Weight (kg)	15.4	16.4	17.4	18.4	19.4	20.4	21.4	22.4	23.4	24.4	25.4	26.4	27.4	28.4	29.4	30.4	31.4	32.4	33.4	34.4	35.4	36.4	37.4	38.4

※本公司享有變更規格之權益，恕不另行通知 ※Drawings and specifications are subject to change without prior notice.

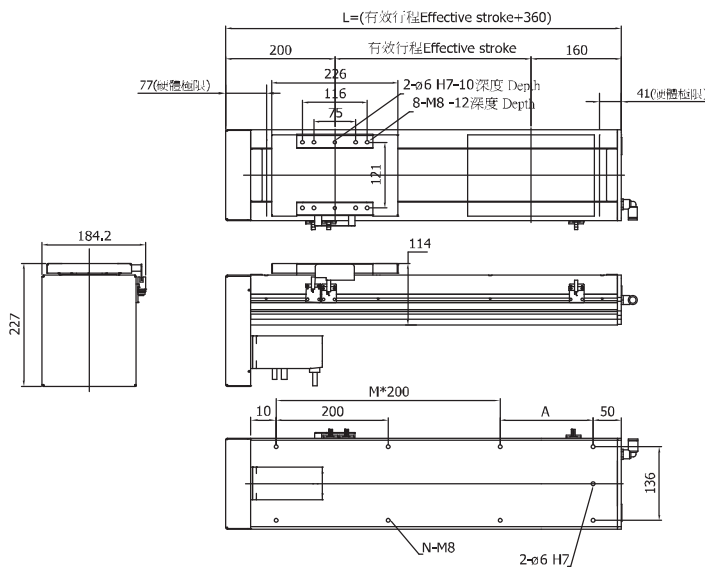
# M5



行程Stroke	100	150	200	250	300	350	400	450	500	550	600	650	700	750	800	850	900	950	1000	1050	1100	1150	1200	1250
L	460	510	560	610	660	710	760	810	860	910	960	1010	1060	1110	1160	1210	1260	1310	1360	1410	1460	1510	1560	1610
A	150	200	50	100	150	200	50	100	150	200	50	100	150	200	50	100	150	200	50	100	150	200	50	100
M	1	1	2	2	2	2	3	3	3	3	4	4	4	4	5	5	5	5	6	6	6	6	7	7
N	6	6	8	8	8	8	10	10	10	10	12	12	12	12	14	14	14	14	16	16	16	16	18	18
重量 Weight (kg)	15.4	16.4	17.4	18.4	19.4	20.4	21.4	22.4	23.4	24.4	25.4	26.4	27.4	28.4	29.4	30.4	31.4	32.4	33.4	34.4	35.4	36.4	37.4	38.4

※本公司享有變更規格之權益，恕不另行通知 ※Drawings and specifications are subject to change without prior notice.

# M6



行程Stroke	100	150	200	250	300	350	400	450	500	550	600	650	700	750	800	850	900	950	1000	1050	1100	1150	1200	1250
L	460	510	560	610	660	710	760	810	860	910	960	1010	1060	1110	1160	1210	1260	1310	1360	1410	1460	1510	1560	1610
A	150	200	50	100	150	200	50	100	150	200	50	100	150	200	50	100	150	200	50	100	150	200	50	100
M	1	1	2	2	2	2	3	3	3	3	4	4	4	4	5	5	5	5	6	6	6	6	7	7
N	6	6	8	8	8	8	10	10	10	10	12	12	12	12	14	14	14	14	16	16	16	16	18	18
重量 Weight (kg)	15.4	16.4	17.4	18.4	19.4	20.4	21.4	22.4	23.4	24.4	25.4	26.4	27.4	28.4	29.4	30.4	31.4	32.4	33.4	34.4	35.4	36.4	37.4	38.4

※本公司享有變更規格之權益，恕不另行通知 ※Drawings and specifications are subject to change without prior notice.


# SATA

## 螺桿傳動系列

一般環境

## Ball-Screw Series

General



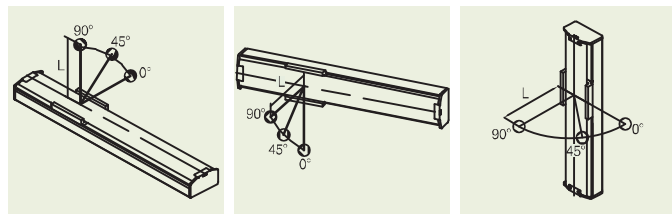
# 50D - L10 - S800 - M2 - M 50W - B

型號 Model	導程 Lead	行程 Stroke	馬達方向 Motor direction	馬達廠牌及出力 Motor brand and output	煞車 Brake
			馬達方向 Motor direction	馬達廠牌及出力 Motor brand and output	
			M2 馬達外置 Motor outside position	H 上銀 Hiwin	
			M3 馬達外置右側 Motor outside, rightward position	S 山洋 Sanyo	
			M4 馬達外置左側 Motor outside, leftward position	M 三菱 Mitsubishi	
			M5 馬達外置上方 Motor outside, upper position	Y 安川 Yaskawa	
			M6 馬達外置下方 Motor outside, lower position	P 松下 Panasonic	
				F 富士 Fuji	
				T 台達 Delta	

## 50D規格表(50D Specification):

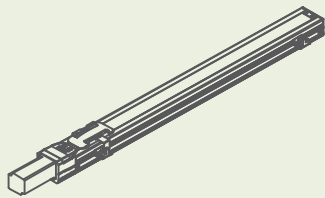
馬達出力 AC Servo motor output(W)	50W	
單向重覆定位精度 Repeatability(mm)	±0.02	
滾珠螺桿外徑 B,S(Ø)	12	12
滾珠螺桿導程 Lead(mm)	5	10
最快速度 Maximun speed(mm/sec)	250	500
最大載重 Maximun payload(kg)	水平使用 (H)	9 5.5
	垂直使用 (V)	2.5 1.2
額定推力 Rated thrust(N)	70	35
行程 Stroke(mm)	100~800 50 間隔(interval)	

## 線性滑軌24x8.5-1支

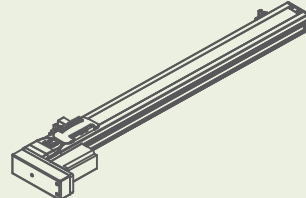


水平安裝應用 (單位:mm)					牆面安裝應用 (單位:mm)					垂直安裝應用 (單位:mm)				
Horizontal use					Wall installation use					During vertical use				
導程	荷重 Payload	0°	45°	90°	導程	荷重 Payload	0°	45°	90°	導程	荷重 Payload	0°	45°	90°
Lead 10	2kg	385	220	800	Lead 10	2kg	700	100	310	Lead 10	1.2kg	220	70	220
	4kg	170	90	330		4kg	385	50	110		2.5kg	105	25	105
	5.5kg	75	40	120			5.5kg	250	25			85	2.5kg	105
Lead 05	3kg	235	140	730	Lead 05	3kg		800	90	235	Lead 05	2.5kg		105
	6kg	125	60	460		6kg	520	20	130	2.5kg		105	25	105
	9kg	35	10	295			9kg	370	0			50	2.5kg	105

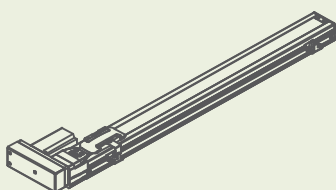
\* 滑塊表面中心到搬送物重心的距離  
Distance from center of slider top to center of gravity of object being transported



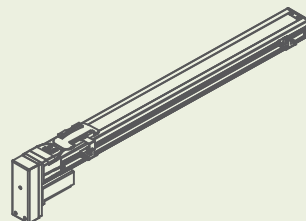
M2



M3

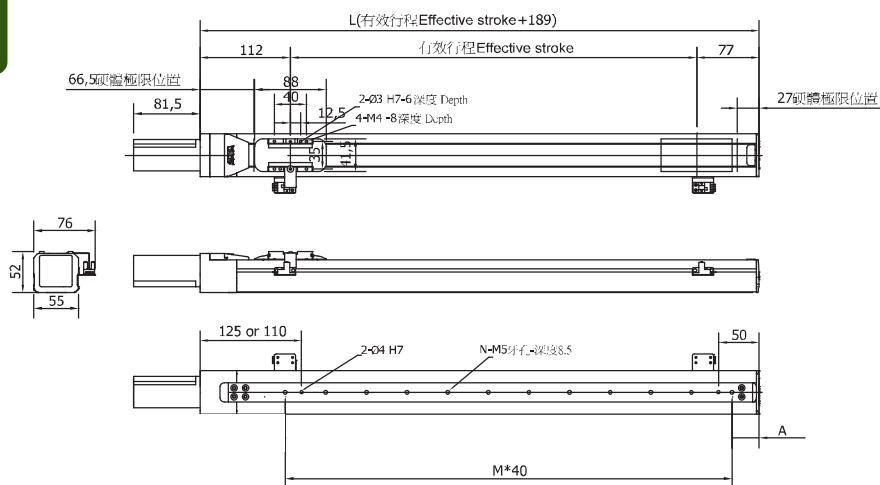


M4



M6

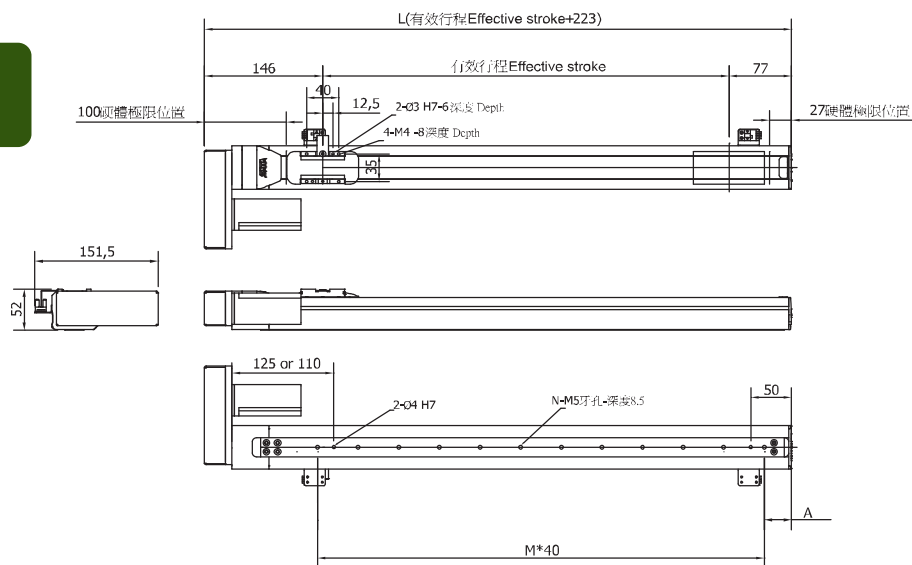
## M2



行程 Stroke	100	150	200	250	300	350	400	450	500	550	600	650	700	750	800
L	289	339	389	439	489	539	589	639	689	739	789	839	889	939	989
A	38.5	28.5	38.5	28.5	38.5	28.5	38.5	28.5	38.5	28.5	38.5	28.5	38.5	28.5	38.5
M	4	6	7	8	9	11	12	13	14	16	17	18	19	21	22
N	5	7	8	9	10	12	13	14	15	17	18	19	20	22	23
重量 Weight (kg)	2.1	2.2	2.3	2.4	2.5	2.6	2.7	2.8	2.9	3.0	3.1	3.2	3.3	3.4	3.5

※本公司享有變更規格之權益，恕不另行通知 ※Drawings and specifications are subject to change without prior notice.

## M3

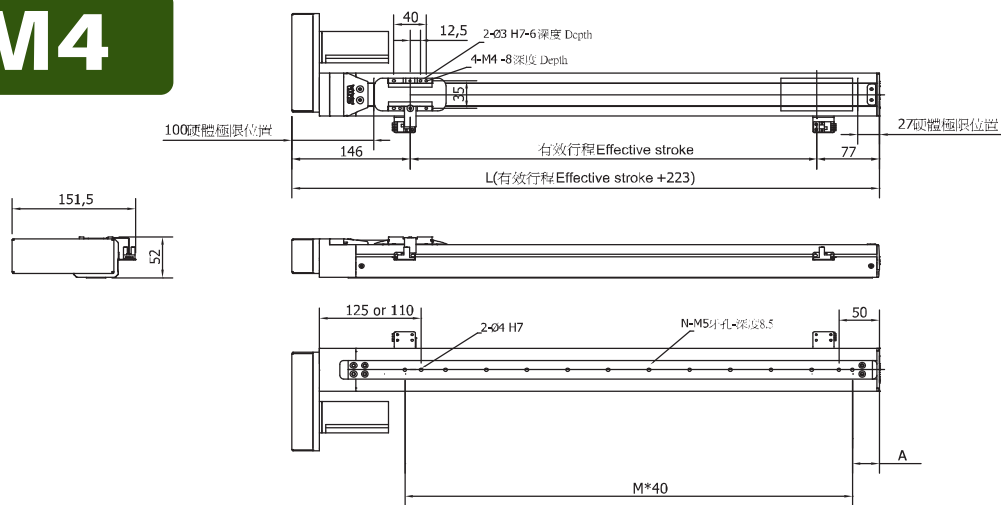


行程 Stroke	100	150	200	250	300	350	400	450	500	550	600	650	700	750	800
L	323	373	423	473	523	573	623	673	723	773	823	873	923	973	1023
A	38.5	28.5	38.5	28.5	38.5	28.5	38.5	28.5	38.5	28.5	38.5	28.5	38.5	28.5	38.5
M	4	6	7	8	9	11	12	13	14	16	17	18	19	21	22
N	5	7	8	9	10	12	13	14	15	17	18	19	20	22	23
重量 Weight (kg)	2.5	2.6	2.7	2.8	2.9	3.0	3.1	3.2	3.3	3.4	3.5	3.6	3.7	3.8	3.9

※本公司享有變更規格之權益，恕不另行通知 ※Drawings and specifications are subject to change without prior notice.



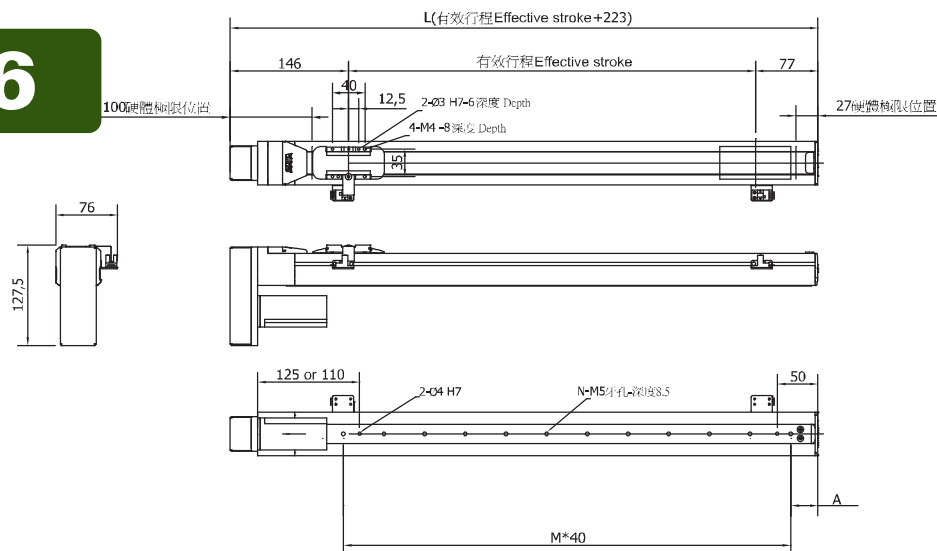
# M4



行程 Stroke	100	150	200	250	300	350	400	450	500	550	600	650	700	750	800
L	323	373	423	473	523	573	623	673	723	773	823	873	923	973	1023
A	38.5	28.5	38.5	28.5	38.5	28.5	38.5	28.5	38.5	28.5	38.5	28.5	38.5	28.5	38.5
M	4	6	7	8	9	11	12	13	14	16	17	18	19	21	22
N	5	7	8	9	10	12	13	14	15	17	18	19	20	22	23
重量 Weight (kg)	2.5	2.6	2.7	2.8	2.9	3.0	3.1	3.2	3.3	3.4	3.5	3.6	3.7	3.8	3.9

※本公司享有變更規格之權益，恕不另行通知 ※Drawings and specifications are subject to change without prior notice.

# M6



行程 Stroke	100	150	200	250	300	350	400	450	500	550	600	650	700	750	800
L	323	373	423	473	523	573	623	673	723	773	823	873	923	973	1023
A	38.5	28.5	38.5	28.5	38.5	28.5	38.5	28.5	38.5	28.5	38.5	28.5	38.5	28.5	38.5
M	4	6	7	8	9	11	12	13	14	16	17	18	19	21	22
N	5	7	8	9	10	12	13	14	15	17	18	19	20	22	23
重量 Weight (kg)	2.5	2.6	2.7	2.8	2.9	3.0	3.1	3.2	3.3	3.4	3.5	3.6	3.7	3.8	3.9

※本公司享有變更規格之權益，恕不另行通知 ※Drawings and specifications are subject to change without prior notice.

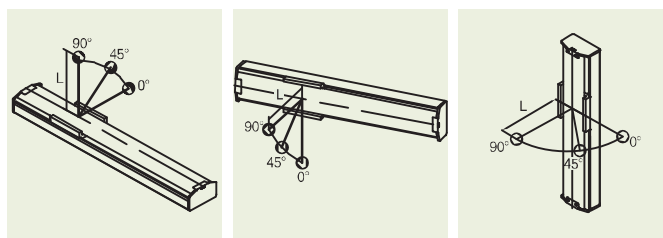
## 60D - L10 - S800 - M2 - M 100W - B

<u>型號</u> Model	<u>導程</u> Lead	<u>行程</u> Stroke	<u>馬達方向</u> Motor direction	<u>馬達廠牌及出力</u> Motor brand and output	<u>煞車</u> Brake
			馬達方向 Motor direction	馬達廠牌及出力 Motor brand and output	
			M2 馬達外置 Motor outside position	H 上銀 Hiwin	
			M3 馬達外置右側 Motor outside, rightward position	S 山洋 Sanyo	
			M4 馬達外置左側 Motor outside, leftward position	M 三菱 Mitsubishi	
			M5 馬達外置上方 Motor outside, upper position	Y 安川 Yaskawa	
			M6 馬達外置下方 Motor outside, lower position	P 松下 Panasonic	
				F 富士 Fuji	
				T 台達 Delta	

### 60D規格表(60D Specification):

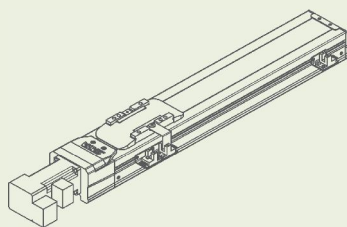
馬達出力 AC Servo motor output(W)	100W		
單向重覆定位精度 Repeatability(mm)	±0.02		
滾珠螺桿外徑 B.S(Ø)	12	12	
滾珠螺桿導程 Lead(mm)	5	10	
最快速度 Maximun speed(mm/sec)	250	500	
最大載重 Maximun payload(kg)	水平使用 (H)	30	15
	垂直使用 (V)	9	5
額定推力 Rated thrust(N)	250	130	
行程 Stroke(mm)	100~800 50 間隔(interval)		

### 線性滑軌 42x9.5-1 支

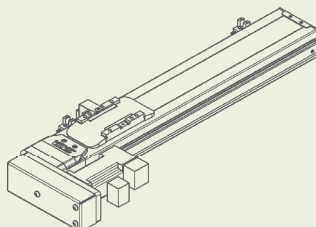


水平安裝應用(單位:mm) Horizontal use					牆面安裝應用(單位:mm) Wall installation use					垂直安裝應用(單位:mm) During vertical use						
導程 Lead	荷重 Payload	0°	45°	90°	導程 Lead	荷重 Payload	0°	45°	90°	導程 Lead	荷重 Payload	0°	45°	90°		
Lead 10	4kg	306	392	585	Lead 10	4kg	500	390	287	Lead 10	1kg	340	226	340		
	9kg	111	163	230		Lead 10	9kg	198	88		65	Lead 10	3kg	144	79	144
	15kg	20	48	124			Lead 05	15kg	61		29		12	Lead 05	5kg	31
Lead 05	5kg	211	370	650	Lead 05	5kg		509	374	172	Lead 05	4kg	77		48	77
	10kg	78	156	339		Lead 05		10kg	223	96		46	Lead 05		7kg	31
	30kg	21	85	148			Lead 05	30kg	0	0		0		Lead 05	9kg	0

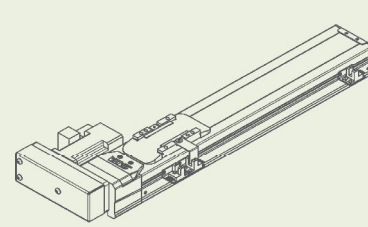
\* 滑塊表面中心到搬送物重心的距離  
Distance from center of slider top to center of gravity of object being transported



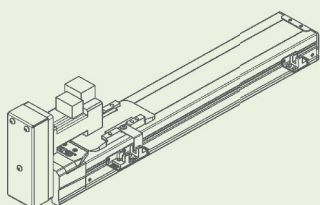
M2



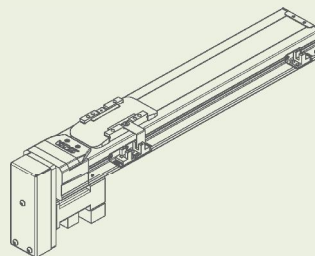
M3



M4

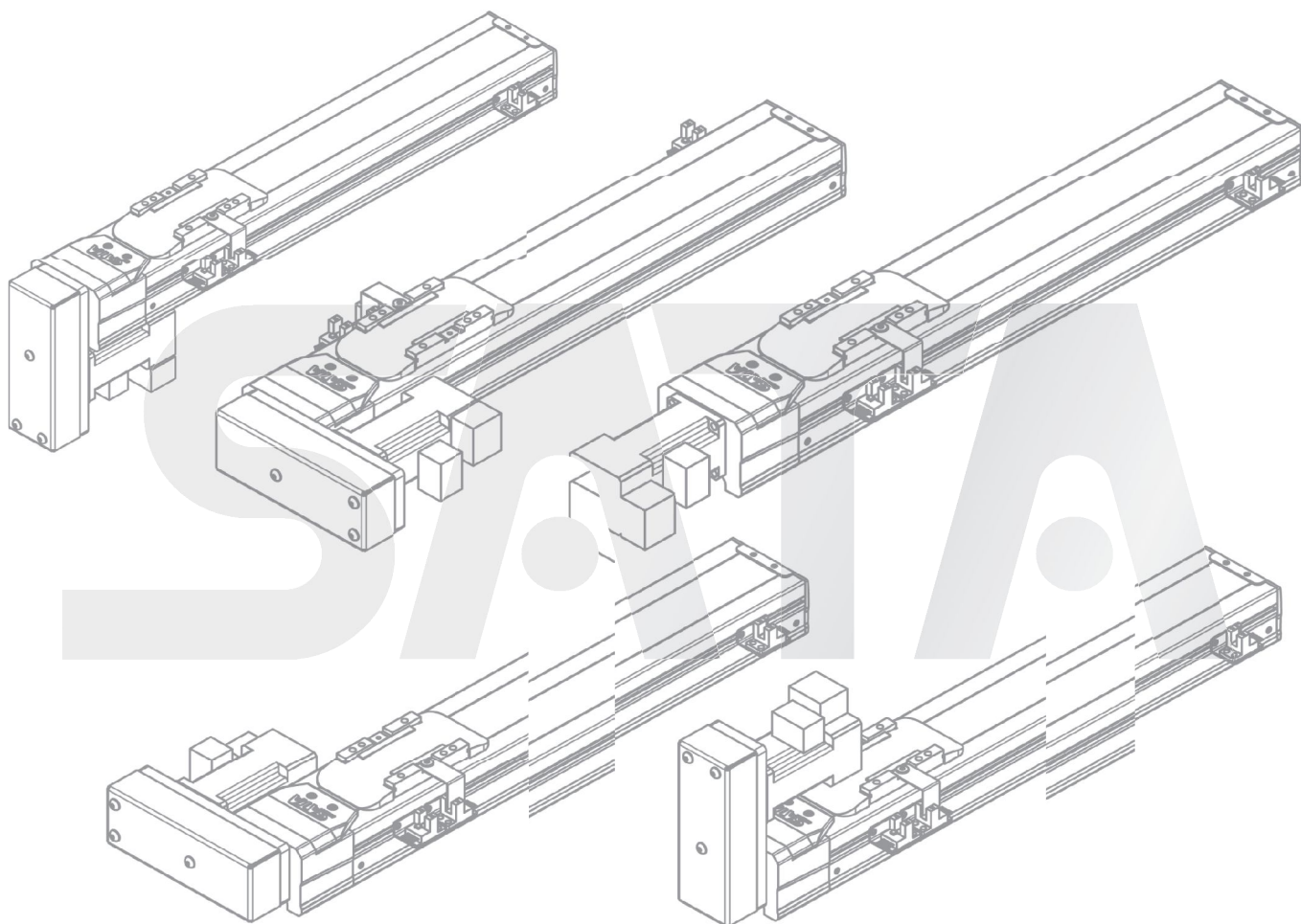


M5

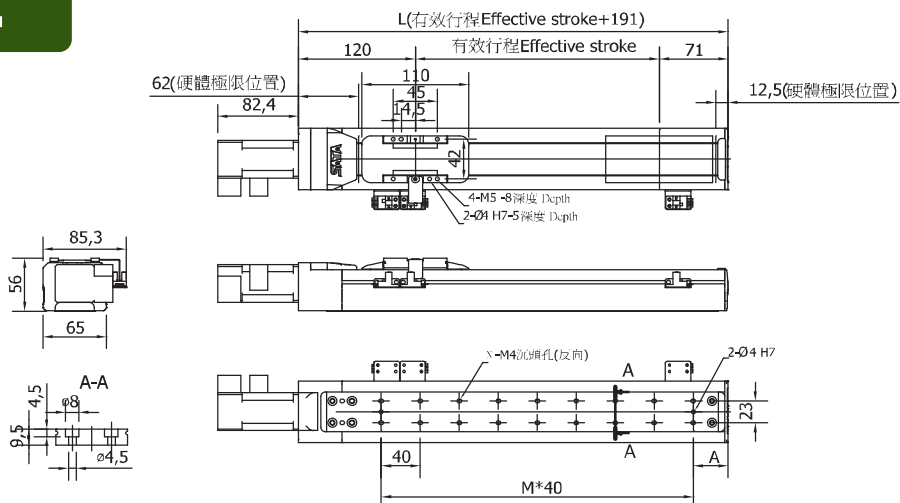


M6

# 60D SATA



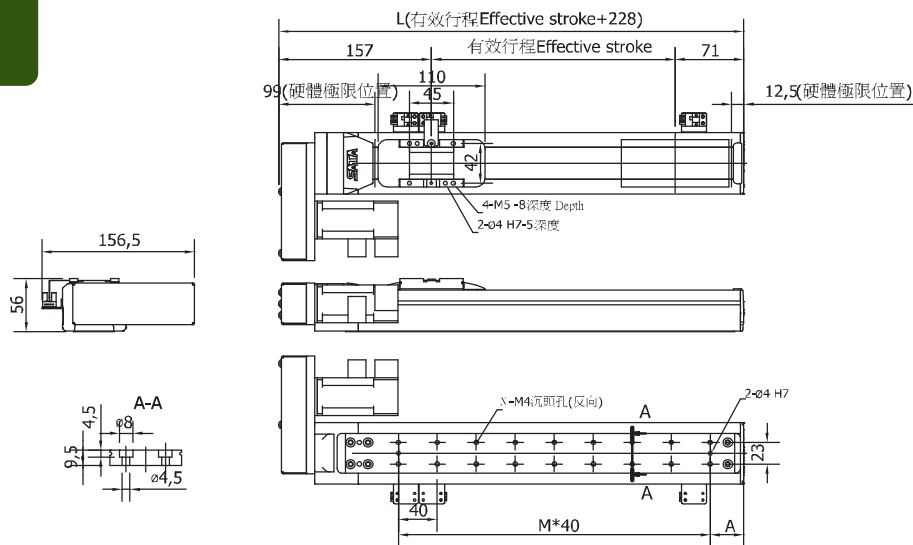
## M2



行程 Stroke	100	150	200	250	300	350	400	450	500	550	600	650	700	750	800
L	291	341	391	441	491	541	591	641	691	741	791	841	891	941	991
A	44,5	34,5	44,5	34,5	44,5	34,5	44,5	34,5	44,5	34,5	44,5	34,5	44,5	34,5	44,5
M	4	6	7	8	9	11	12	13	14	16	17	18	19	21	22
N	10	14	16	18	20	24	26	28	30	34	36	38	40	44	46
重量 Weight (kg)	2.4	2.6	2.8	3	3.2	3.4	3.6	3.8	4	4.2	4.4	4.6	4.8	5	5.2

※本公司享有變更規格之權益，恕不另行通知 ※Drawings and specifications are subject to change without prior notice.

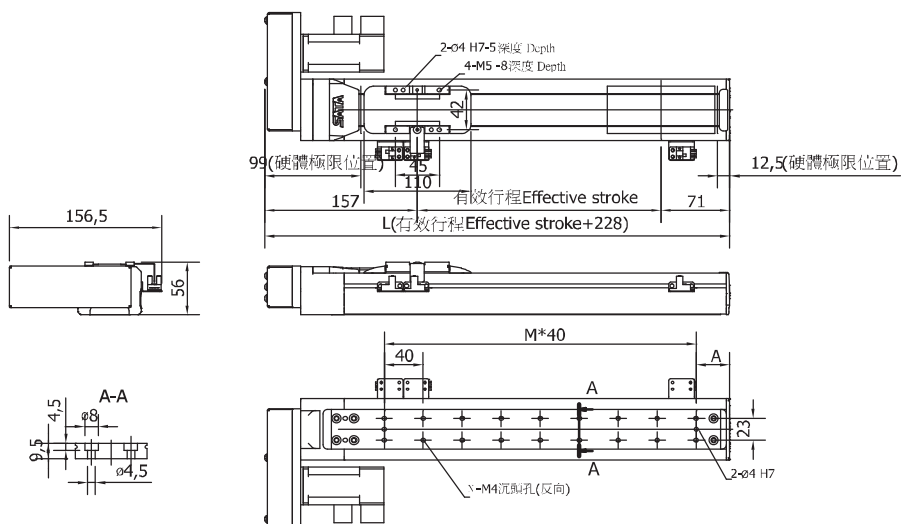
## M3



行程 Stroke	100	150	200	250	300	350	400	450	500	550	600	650	700	750	800
L	328	378	428	478	528	578	628	678	728	778	828	878	928	978	1028
A	44.5	34.5	44.5	34.5	44.5	34.5	44.5	34.5	44.5	34.5	44.5	34.5	44.5	34.5	44.5
M	4	6	7	8	9	11	12	13	14	16	17	18	19	21	22
N	10	14	16	18	20	24	26	28	30	34	36	38	40	44	46
重量 Weight (kg)	2.8	3	3.2	3.4	3.6	3.8	4	4.2	4.4	4.6	4.8	5	5.2	5.4	5.6

※本公司享有變更規格之權益，恕不另行通知 ※Drawings and specifications are subject to change without prior notice.

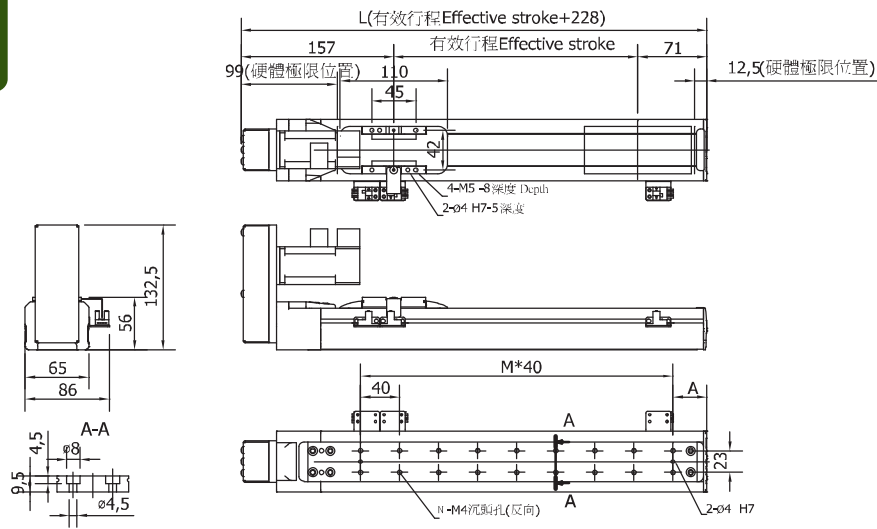
## M4



行程 Stroke	100	150	200	250	300	350	400	450	500	550	600	650	700	750	800
L	328	378	428	478	528	578	628	678	728	778	828	878	928	978	1028
A	44.5	34.5	44.5	34.5	44.5	34.5	44.5	34.5	44.5	34.5	44.5	34.5	44.5	34.5	44.5
M	4	6	7	8	9	11	12	13	14	16	17	18	19	21	22
N	10	14	16	18	20	24	26	28	30	34	36	38	40	44	46
重量 Weight (kg)	2.8	3	3.2	3.4	3.6	3.8	4	4.2	4.4	4.6	4.8	5	5.2	5.4	5.6

※本公司享有變更規格之權益，恕不另行通知 ※Drawings and specifications are subject to change without prior notice.

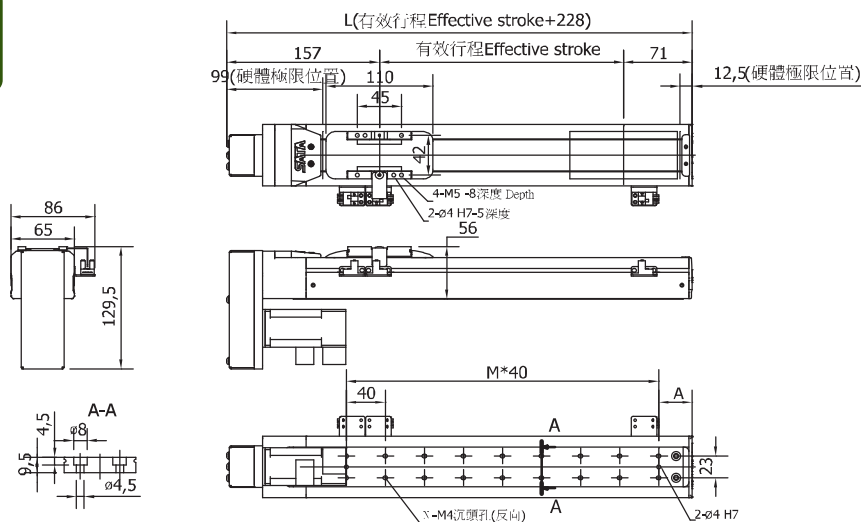
# M5



行程 Stroke	100	150	200	250	300	350	400	450	500	550	600	650	700	750	800
L	328	378	428	478	528	578	628	678	728	778	828	878	928	978	1028
A	44.5	34.5	44.5	34.5	44.5	34.5	44.5	34.5	44.5	34.5	44.5	34.5	44.5	34.5	44.5
M	4	6	7	8	9	11	12	13	14	16	17	18	19	21	22
N	10	14	16	18	20	24	26	28	30	34	36	38	40	44	46
重量 Weight (kg)	2.8	3	3.2	3.4	3.6	3.8	4	4.2	4.4	4.6	4.8	5	5.2	5.4	5.6

※本公司享有變更規格之權益，恕不另行通知 ※Drawings and specifications are subject to change without prior notice.

# M6



行程 Stroke	100	150	200	250	300	350	400	450	500	550	600	650	700	750	800
L	328	378	428	478	528	578	628	678	728	778	828	878	928	978	1028
A	44.5	34.5	44.5	34.5	44.5	34.5	44.5	34.5	44.5	34.5	44.5	34.5	44.5	34.5	44.5
M	4	6	7	8	9	11	12	13	14	16	17	18	19	21	22
N	10	14	16	18	20	24	26	28	30	34	36	38	40	44	46
重量 Weight (kg)	2.8	3	3.2	3.4	3.6	3.8	4	4.2	4.4	4.6	4.8	5	5.2	5.4	5.6

※本公司享有變更規格之權益，恕不另行通知 ※Drawings and specifications are subject to change without prior notice.

## 80S - L10 - S800 - M2 - M 100W - B

型號  
Model

導程  
Lead

行程  
Stroke

馬達方向  
Motor direction

馬達廠牌及出力  
Motor brand and output

煞車  
Brake

馬達方向 Motor direction

- M2 馬達外置 Motor outside position
- M3 馬達外置右側 Motor outside, rightward position
- M4 馬達外置左側 Motor outside, leftward position
- M5 馬達外置上方 Motor outside, upper position
- M6 馬達外置下方 Motor outside, lower position

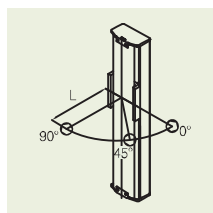
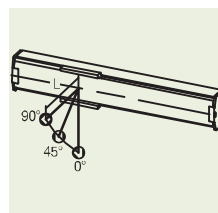
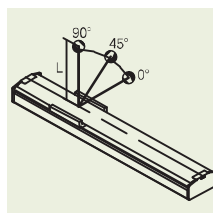
馬達廠牌及出力 Motor brand and output

- H 上銀 Hiwin
- S 山洋 Sanyo
- M 三菱 Mitsubishi
- Y 安川 Yaskawa
- P 松下 Panasonic
- F 富士 Fuji
- T 台達 Delta

### 80S規格表(80S Specification):

馬達出力 AC Servo motor output(W)	100W				
單向重複定位精度 Repeatability(mm)	±0.02				
滾珠螺桿外徑 B.S(Ø)	16	16	16	16	
滾珠螺桿導程 Lead(mm)	5	10	16	20	
最快速度 Maximun speed(mm/sec)	250	500	800	1000	
最大載重 Maximun payload(kg)	水平使用 (H)	25	12	6	8
	垂直使用 (V)	10	6	3	3
額定推力 Rated thrust(N)	300	150	85	75	
行程 Stroke(mm)	100~1050 50 間隔 (interval)				

### 線性滑軌15x12.5-1支

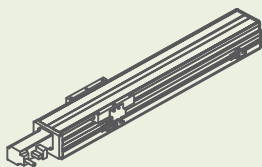


水平安裝應用(單位:mm) Horizontal use				
導程 Lead	荷重 Payload	0°	45°	90°
Lead 20	3 kg	118	150	301
	5 kg	83	105	188
	7 kg	39	96	132
Lead 16	4 kg	180	249	337
	7 kg	131	157	236
	10 kg	42	51	165
Lead 10	8 kg	94	114	139
	13 kg	35	61	81
	15 kg	10	16	40
Lead 5	15 kg	83	120	141
	20 kg	76	91	119
	25 kg	27	47	66

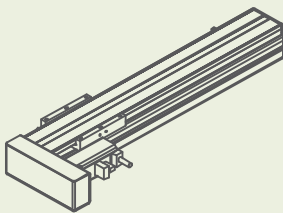
牆面安裝應用(單位:mm) Wall installation use				
導程 Lead	荷重 Payload	0°	45°	90°
Lead 20	3 kg	110	53	40
	5 kg	84	16	29
	7 kg	21	0	0
Lead 16	4 kg	199	66	85
	7 kg	138	94	50
	10 kg	61	27	8
Lead 10	8 kg	155	98	56
	13 kg	73	51	13
	15 kg	22	5	0
Lead 5	15 kg	132	65	26
	18 kg	87	54	14
	20 kg	9	0	0

垂直安裝應用(單位:mm) During vertical use				
導程 Lead	荷重 Payload	0°	45°	90°
Lead 20	1 kg	205	77	205
	2 kg	136	62	136
	3 kg	80	38	80
Lead 16	1 kg	262	110	262
	2 kg	170	99	170
	3 kg	99	47	99
Lead 10	2 kg	426	159	426
	4 kg	270	100	270
	6 kg	91	18	91
Lead 5	6 kg	134	75	134
	8 kg	103	38	103
	10 kg	27	0	27

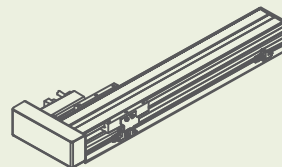
\* 滑塊表面中心到搬送物重心的距離  
Distance from center of slider top to center of gravity of object being transported



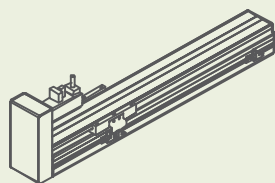
M2



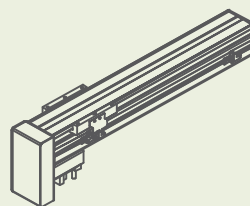
M3



M4



M5

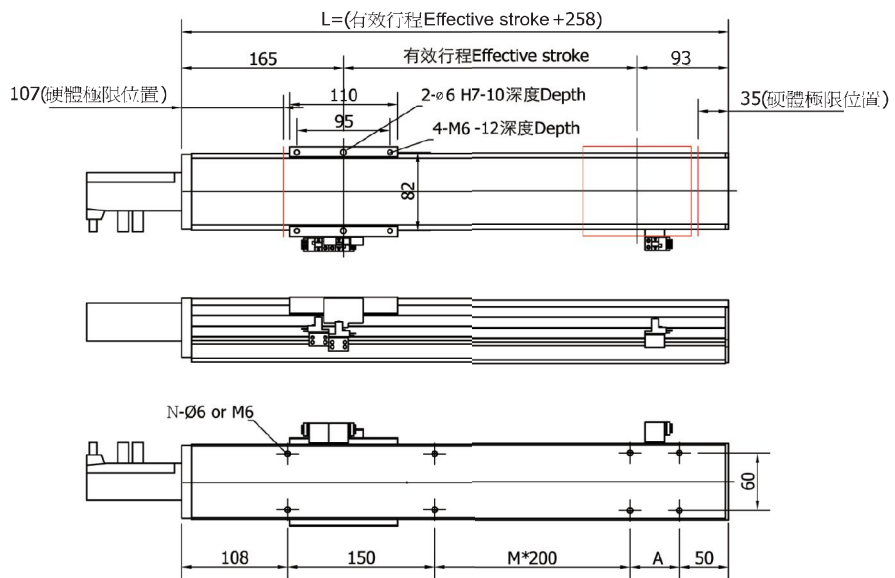
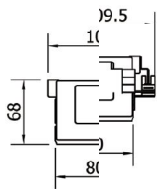


M6

# 80S



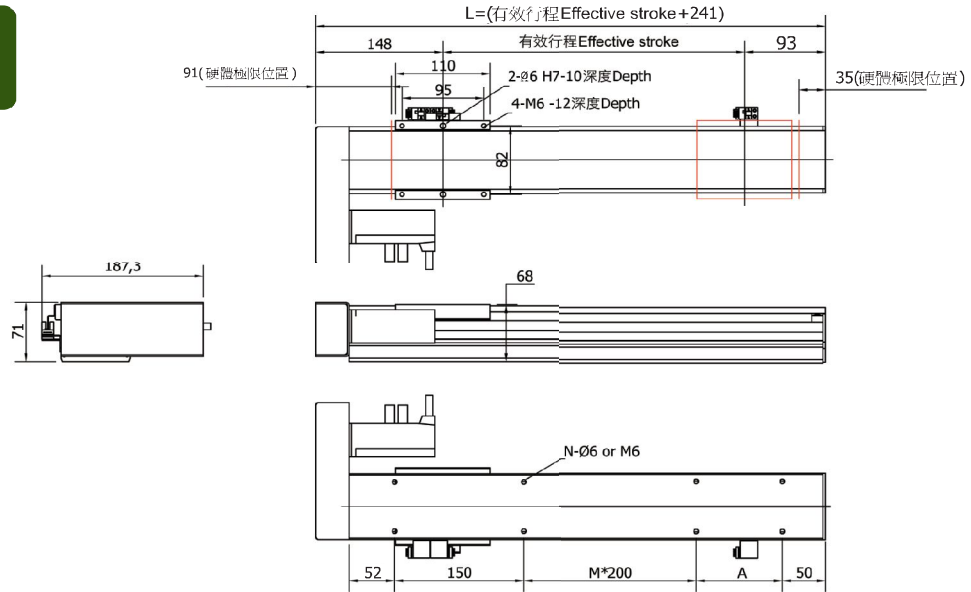
## M2



行程 Stroke	100	150	200	250	300	350	400	450	500	550	600	650	700	750	800	850	900	950	1000	1050
L	358	408	458	508	558	608	658	708	758	808	858	908	958	1008	1058	1108	1158	1208	1258	1308
A	50	100	150	200	50	100	150	200	50	100	150	200	50	100	150	200	50	100	150	200
M	0	0	0	0	1	1	1	1	2	2	2	2	3	3	3	3	4	4	4	4
N	6	6	6	6	8	8	8	8	10	10	10	10	12	12	12	12	14	14	14	14
重量 Weight (kg)	4.7	5.0	5.3	5.6	5.9	6.2	6.5	6.8	7.1	7.4	7.7	8	8.3	8.6	8.9	9.2	9.5	9.8	10.1	10.4

※本公司享有變更規格之權益，恕不另行通知 ※Drawings and specifications are subject to change without prior notice.

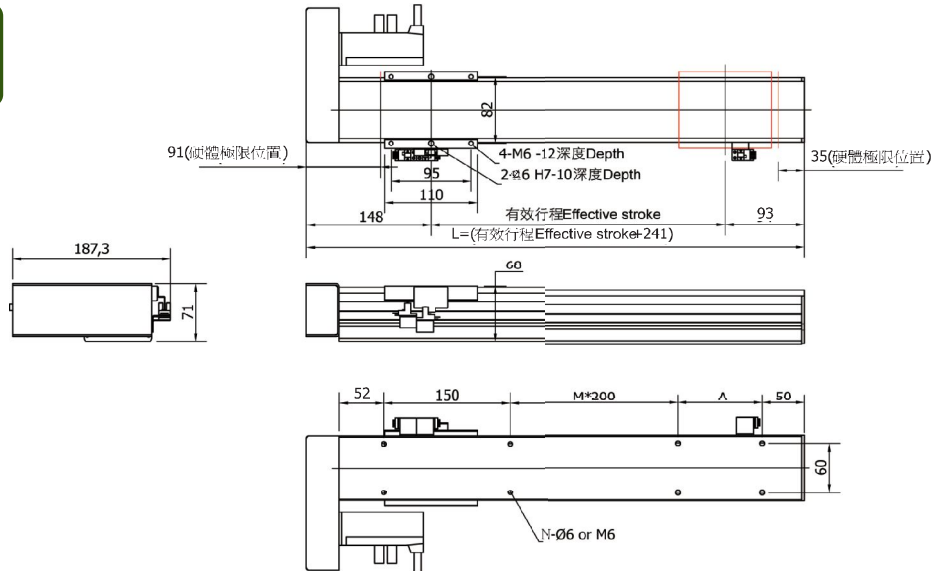
## M3



行程 Stroke	100	150	200	250	300	350	400	450	500	550	600	650	700	750	800	850	900	950	1000	1050
L	341	391	441	491	541	591	641	691	741	791	841	891	941	991	1041	1091	1141	1191	1241	1291
A	50	100	150	200	50	100	150	200	50	100	150	200	50	100	150	200	50	100	150	200
M	0	0	0	0	1	1	1	1	2	2	2	2	3	3	3	3	4	4	4	4
N	6	6	6	6	8	8	8	8	10	10	10	10	12	12	12	12	14	14	14	14
重量 Weight (kg)	5.5	5.8	6.1	6.4	6.7	7	7.3	7.6	7.9	8.2	8.5	8.8	9.1	9.4	9.7	10.0	10.3	10.6	10.9	11.2

※本公司享有變更規格之權益，恕不另行通知 ※Drawings and specifications are subject to change without prior notice.

## M4

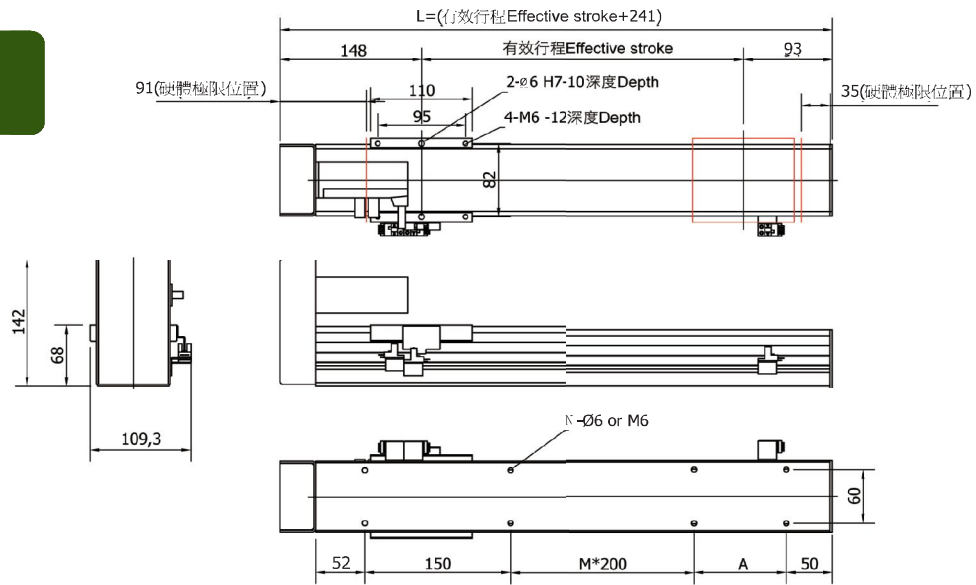


行程 Stroke	100	150	200	250	300	350	400	450	500	550	600	650	700	750	800	850	900	950	1000	1050
L	341	391	441	491	541	591	641	691	741	791	841	891	941	991	1041	1091	1141	1191	1241	1291
A	50	100	150	200	50	100	150	200	50	100	150	200	50	100	150	200	50	100	150	200
M	0	0	0	0	1	1	1	1	2	2	2	2	3	3	3	3	4	4	4	4
N	6	6	6	6	8	8	8	8	10	10	10	10	12	12	12	12	14	14	14	14
重量 Weight (kg)	5.5	5.8	6.1	6.4	6.7	7	7.3	7.6	7.9	8.2	8.5	8.8	9.1	9.4	9.7	10.0	10.3	10.6	10.9	11.2

※本公司享有變更規格之權益，恕不另行通知 ※Drawings and specifications are subject to change without prior notice.



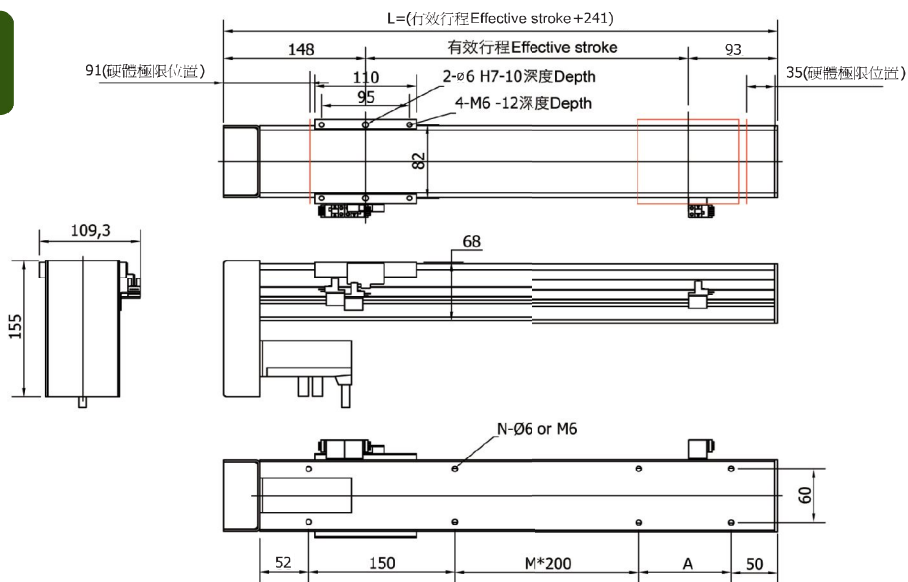
# M5



行程 Stroke	100	150	200	250	300	350	400	450	500	550	600	650	700	750	800	850	900	950	1000	1050
L	341	391	441	491	541	591	641	691	741	791	841	891	941	991	1041	1091	1141	1191	1241	1291
A	50	100	150	200	50	100	150	200	50	100	150	200	50	100	150	200	50	100	150	200
M	0	0	0	0	1	1	1	1	2	2	2	2	3	3	3	3	4	4	4	4
N	6	6	6	6	8	8	8	8	10	10	10	10	12	12	12	12	14	14	14	14
重量 Weight (kg)	5.5	5.8	6.1	6.4	6.7	7	7.3	7.6	7.9	8.2	8.5	8.8	9.1	9.4	9.7	10.0	10.3	10.6	10.9	11.2

※本公司享有變更規格之權益，恕不另行通知 ※Drawings and specifications are subject to change without prior notice.

# M6



行程 Stroke	100	150	200	250	300	350	400	450	500	550	600	650	700	750	800	850	900	950	1000	1050
L	341	391	441	491	541	591	641	691	741	791	841	891	941	991	1041	1091	1141	1191	1241	1291
A	50	100	150	200	50	100	150	200	50	100	150	200	50	100	150	200	50	100	150	200
M	0	0	0	0	1	1	1	1	2	2	2	2	3	3	3	3	4	4	4	4
N	6	6	6	6	8	8	8	8	10	10	10	10	12	12	12	12	14	14	14	14
重量 Weight (kg)	5.5	5.8	6.1	6.4	6.7	7	7.3	7.6	7.9	8.2	8.5	8.8	9.1	9.4	9.7	10.0	10.3	10.6	10.9	11.2

※本公司享有變更規格之權益，恕不另行通知 ※Drawings and specifications are subject to change without prior notice.

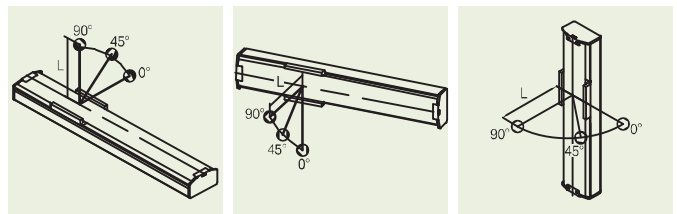
## 80D - L10 - S800 - M2 - M 100W - B

型號 Model	導程 Lead	行程 Stroke	馬達方向 Motor direction	馬達廠牌及出力 Motor brand and output	煞車 Brake
			馬達廠牌及出力 Motor brand and output	馬達廠牌及出力 Motor brand and output	
			馬達方向 Motor direction		
			M2 馬達外置 Motor outside position	H 上銀 Hiwin	
			M3 馬達外置右側 Motor outside, rightward position	S 山洋 Sanyo	
			M4 馬達外置左側 Motor outside, leftward position	M 三菱 Mitsubishi	
			M5 馬達外置上方 Motor outside, upper position	Y 安川 Yaskawa	
			M6 馬達外置下方 Motor outside, lower position	P 松下 Panasonic	
				F 富士 Fuji	
				T 台達 Delta	

### 80D規格表(80D Specification):

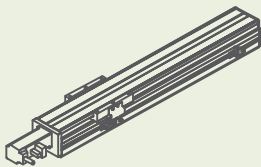
馬達出力 AC Servo motor output(W)	100W				
單向重覆定位精度 Repeatability(mm)	±0.02				
滾珠螺桿外徑 B.S(Ø)	16	16	16	16	
滾珠螺桿導程 Lead(mm)	5	10	16	20	
最快速度 Maximun speed(mm/sec)	250	500	800	1000	
最大載重 Maximun payload(kg)	水平使用 (H)	35	25	15	10
	垂直使用 (V)	13	9	5	4
額定推力 Rated thrust(N)	300	150	85	75	
行程 Stroke(mm)	100~1050 50 間隔(interval)				

### 線性滑軌15x12.5-1支

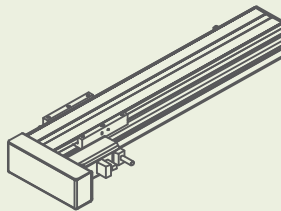


水平安裝應用(單位:mm) Horizontal use					牆面安裝應用(單位:mm) Wall installation use					垂直安裝應用(單位:mm) During vertical use				
行程 Stroke	荷重 Payload	0°	45°	90°	行程 Stroke	荷重 Payload	0°	45°	90°	行程 Stroke	荷重 Payload	0°	45°	90°
20	4 kg	170	235	598	20	4 kg	266	77	75	20	1 kg	273	193	273
	7 kg	77	121	321		7 kg	139	33	22		2 kg	127	80	127
	10 kg	35	39	176		10 kg	25	0	0		3 kg	31	0	31
30	4 kg	212	300	766	30	4 kg	380	128	106	30	1 kg	455	321	455
	9 kg	109	151	401		9 kg	198	50	31		2 kg	212	133	212
	15 kg	43	48	220		13 kg	35	0	0		4 kg	52	10	52
40	14 kg	70	112	375	40	10 kg	502	247	120	40	3 kg	366	207	366
	21 kg	35	42	217		16 kg	189	115	71		6 kg	141	42	141
	25 kg	0	0	98		20 kg	52	7	0		9 kg	38	0	58
50	25 kg	0	0	226	50	15 kg	313	160	94	50	5 kg	285	167	285
	30 kg	0	0	103		21 kg	154	33	0		10 kg	129	25	166
	35 kg	0	0	21		25 kg	15	0	0		13 kg	10	0	42

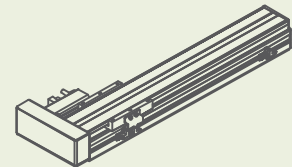
\* 滑塊表面中心到搬送物重心的距離  
Distance from center of slider top to center of gravity of object being transported



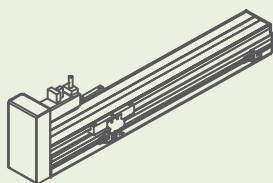
M2



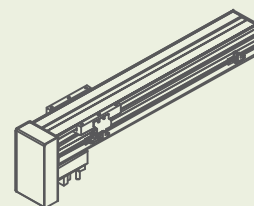
M3



M4



M5

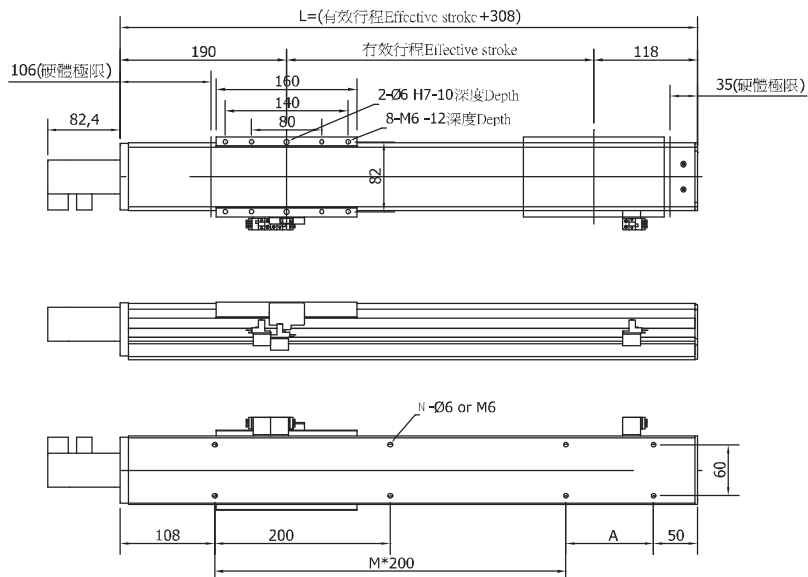


M6

# 80D



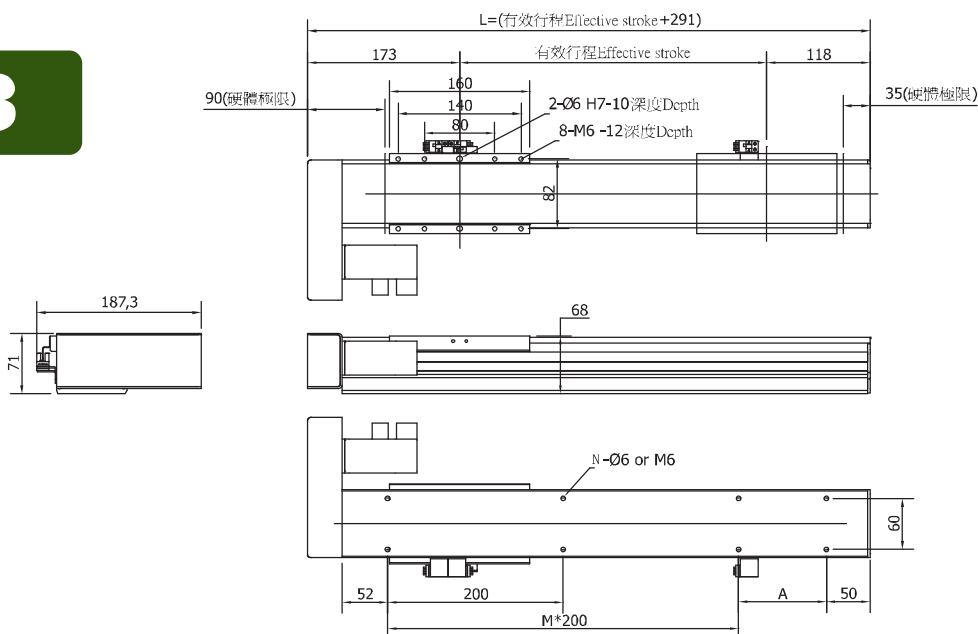
## M2



行程 Stroke	100	150	200	250	300	350	400	450	500	550	600	650	700	750	800	850	900	950	1000	1050
L	408	458	508	558	608	658	708	758	808	858	908	958	1008	1058	1108	1158	1208	1258	1308	1358
A	50	100	150	200	50	100	150	200	50	100	150	200	50	100	150	200	50	100	150	200
M	1	1	1	1	2	2	2	2	3	3	3	3	4	4	4	4	5	5	5	5
N	6	6	6	6	8	8	8	8	10	10	10	10	12	12	12	12	14	14	14	14
重量 Weight (kg)	4.8	5.1	5.4	5.7	6.0	6.3	6.6	6.9	7.2	7.5	7.8	8.1	8.4	8.7	9.0	9.3	9.6	9.9	10.2	10.5

※本公司享有變更規格之權益，恕不另行通知 ※Drawings and specifications are subject to change without prior notice.

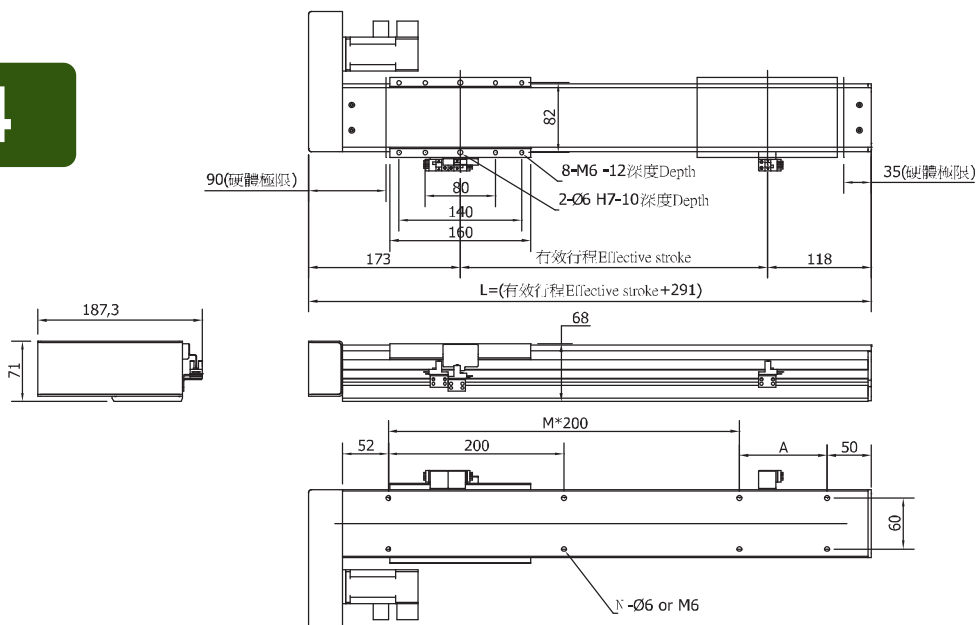
## M3



行程 Stroke	100	150	200	250	300	350	400	450	500	550	600	650	700	750	800	850	900	950	1000	1050
L	391	441	491	541	591	641	691	741	791	841	891	941	991	1041	1091	1141	1191	1241	1291	1341
A	50	100	150	200	50	100	150	200	50	100	150	200	50	100	150	200	50	100	150	200
M	1	1	1	1	2	2	2	2	3	3	3	3	4	4	4	4	5	5	5	5
N	6	6	6	6	8	8	8	8	10	10	10	10	12	12	12	12	14	14	14	14
重量 Weight (kg)	5.4	5.7	6.0	6.3	6.6	6.9	7.2	7.5	7.8	8.1	8.4	8.7	9.0	9.3	9.6	9.9	10.2	10.5	10.8	11.1

※本公司享有變更規格之權益，恕不另行通知 ※Drawings and specifications are subject to change without prior notice.

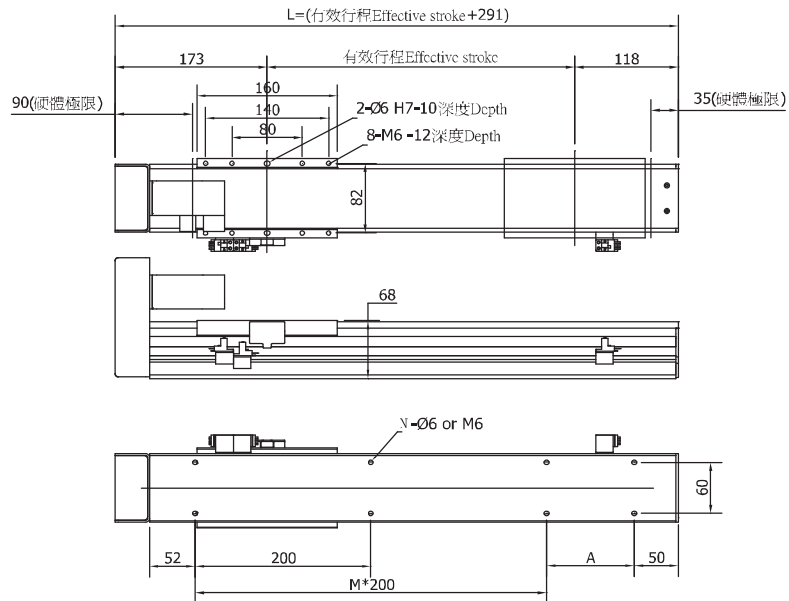
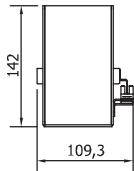
## M4



行程 Stroke	100	150	200	250	300	350	400	450	500	550	600	650	700	750	800	850	900	950	1000	1050
L	391	441	491	541	591	641	691	741	791	841	891	941	991	1041	1091	1141	1191	1241	1291	1341
A	50	100	150	200	50	100	150	200	50	100	150	200	50	100	150	200	50	100	150	200
M	1	1	1	1	2	2	2	2	3	3	3	3	4	4	4	4	5	5	5	5
N	6	6	6	6	8	8	8	8	10	10	10	10	12	12	12	12	14	14	14	14
重量 Weight (kg)	5.4	5.7	6.0	6.3	6.6	6.9	7.2	7.5	7.8	8.1	8.4	8.7	9.0	9.3	9.6	9.9	10.2	10.5	10.8	11.1

※本公司享有變更規格之權益，恕不另行通知 ※Drawings and specifications are subject to change without prior notice.

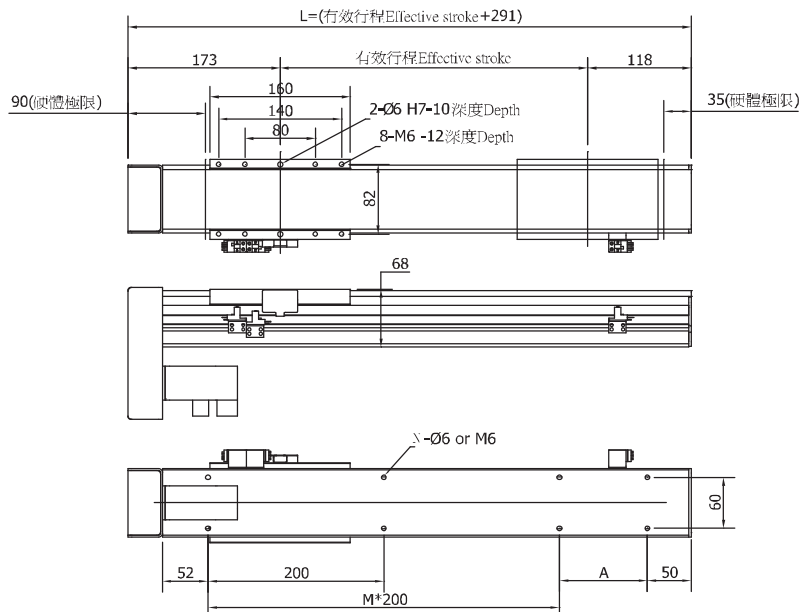
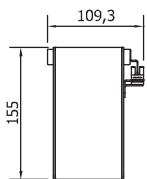
# M5



行程 Stroke	100	150	200	250	300	350	400	450	500	550	600	650	700	750	800	850	900	950	1000	1050
L	391	441	491	541	591	641	691	741	791	841	891	941	991	1041	1091	1141	1191	1241	1291	1341
A	50	100	150	200	50	100	150	200	50	100	150	200	50	100	150	200	50	100	150	200
M	1	1	1	1	2	2	2	2	3	3	3	3	4	4	4	4	5	5	5	5
N	6	6	6	6	8	8	8	8	10	10	10	10	12	12	12	12	14	14	14	14
重量 Weight (kg)	5.4	5.7	6.0	6.3	6.6	6.9	7.2	7.5	7.8	8.1	8.4	8.7	9.0	9.3	9.6	9.9	10.2	10.5	10.8	11.1

※本公司享有變更規格之權益，恕不另行通知 ※Drawings and specifications are subject to change without prior notice.

# M6



行程 Stroke	100	150	200	250	300	350	400	450	500	550	600	650	700	750	800	850	900	950	1000	1050
L	391	441	491	541	591	641	691	741	791	841	891	941	991	1041	1091	1141	1191	1241	1291	1341
A	50	100	150	200	50	100	150	200	50	100	150	200	50	100	150	200	50	100	150	200
M	1	1	1	1	2	2	2	2	3	3	3	3	4	4	4	4	5	5	5	5
N	6	6	6	6	8	8	8	8	10	10	10	10	12	12	12	12	14	14	14	14
重量 Weight (kg)	5.4	5.7	6.0	6.3	6.6	6.9	7.2	7.5	7.8	8.1	8.4	8.7	9.0	9.3	9.6	9.9	10.2	10.5	10.8	11.1

※本公司享有變更規格之權益，恕不另行通知 ※Drawings and specifications are subject to change without prior notice.

## 100S - L10 - S1050 - M1 - M 100W - B

型號  
Model

導程  
Lead

行程  
Stroke

馬達方向  
Motor direction

馬達廠牌及出力  
Motor brand and output

煞車  
Brake

馬達方向 Motor direction

- M1 馬達內置 Motor inside position
- M2 馬達外置 Motor outside position
- M3 馬達外置右側 Motor outside, rightward position
- M4 馬達外置左側 Motor outside, leftward position
- M5 馬達外置上方 Motor outside, upper position
- M6 馬達外置下方 Motor outside, lower position

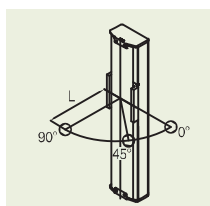
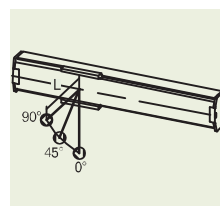
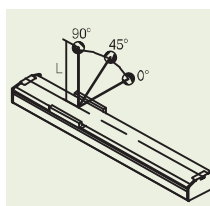
馬達廠牌及出力 Motor brand and output

- H 上銀 Hiwin
- S 山洋 Sanyo
- M 三菱 Mitsubishi
- Y 安川 Yaskawa
- P 松下 Panasonic
- F 富士 Fuji
- T 台達 Delta

### 100S規格表(100S Specification):

馬達出力 AC Servo motor output(W)	100W				
單向重覆定位精度 Repeatability(mm)	±0.02				
滾珠螺桿外徑 B.S(Ø)	16	16	16	16	
滾珠螺桿導程 Lead(mm)	5	10	16	20	
最快速度 Maximun speed(mm/sec)	250	500	800	1000	
最大載重 Maximun payload(kg)	水平使用 (H)	40	30	20	15
	垂直使用 (V)	11	9	6	4
額定推力 Rated thrust(N)	300	150	85	75	
行程 Stroke(mm)	100~1050 50 間隔 (interval)				

### 線性滑軌12x8-2支



#### 水平安裝應用(單位:mm)

導程 Payload	0°	45°	90°
Lead 20	5kg 385	407	629
	10kg 110	179	381
	15kg 63	98	230
Lead 16	10kg 155	242	425
	15kg 89	162	313
	20kg 40	88	199
Lead 10	20kg 93	162	260
	25kg 61	80	217
	30kg 32	45	175
Lead 05	25kg 74	116	281
	30kg 54	77	222
	40kg 0	25	120

#### 牆面安裝應用(單位:mm)

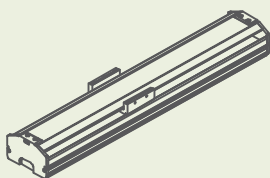
導程 Payload	0°	45°	90°
Lead 20	3kg 275	147	82
	7kg 203	71	40
	10kg 183	13	5
Lead 16	5kg 243	122	106
	10kg 129	57	43
	15kg 63	17	9
Lead 10	10kg 134	68	50
	20kg 82	18	11
	30kg 0	0	0
Lead 05	10kg 332	78	56
	20kg 284	35	25
	30kg 0	0	0

#### 垂直安裝應用(單位:mm)

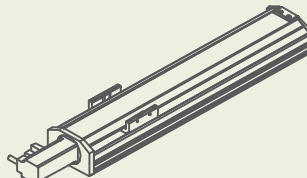
導程 Payload	0°	45°	90°
Lead 20	1kg 524	372	530
	2kg 407	284	436
	3kg 291	220	338
Lead 16	2kg 420	265	440
	4kg 263	211	294
	6kg 125	35	152
Lead 10	3kg 333	238	368
	6kg 154	49	177
	9kg 100	12	118
Lead 05	5kg 181	90	196
	8kg 105	43	133
	11kg 30	8	30

\* 滑塊表面中心到搬送物重心的距離

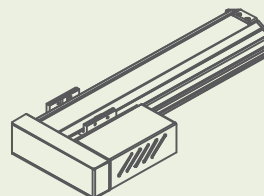
Distance from center of slider top to center of gravity of object being transported



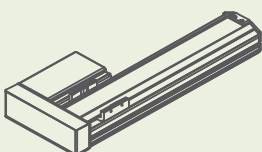
M1



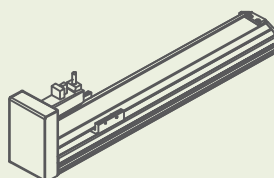
M2



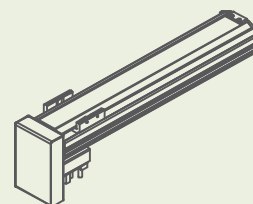
M3



M4

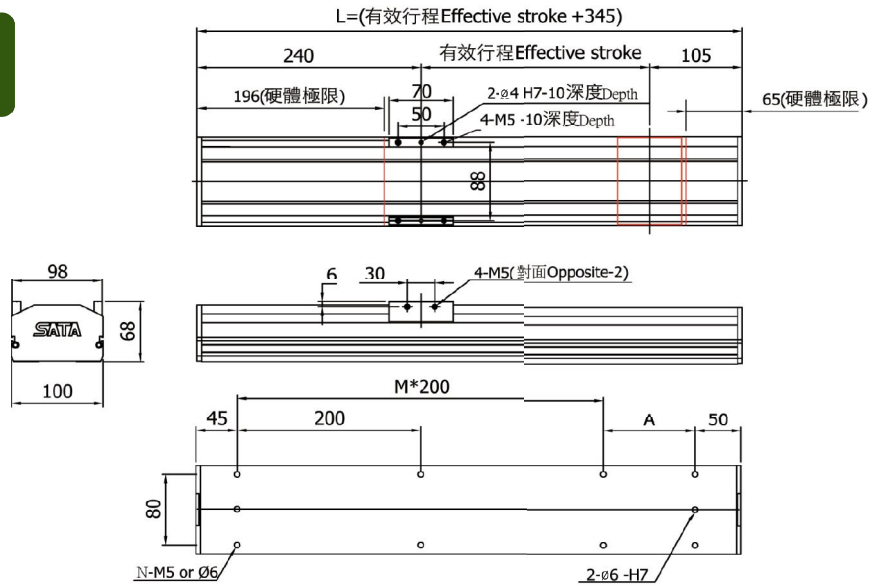


M5



M6

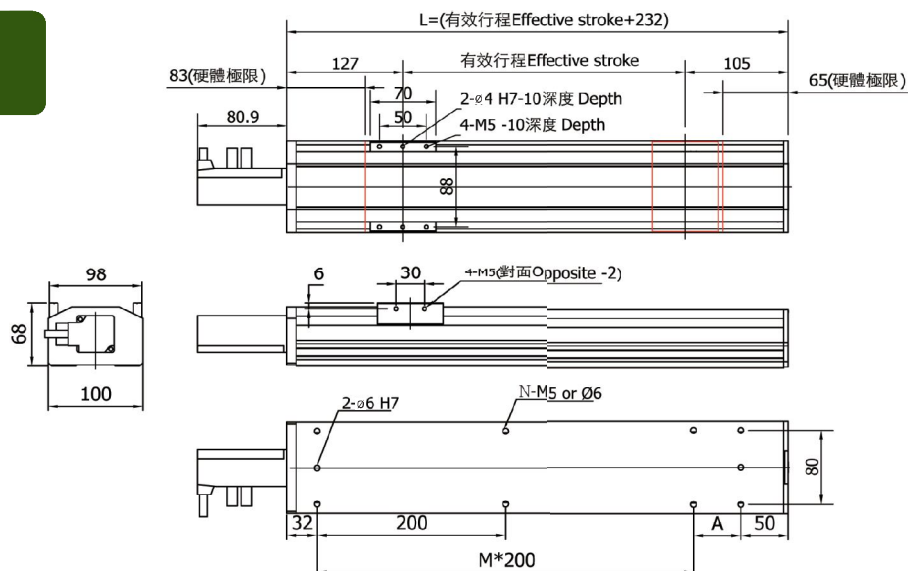
# M1



行程 Stroke	100	150	200	250	300	350	400	450	500	550	600	650	700	750	800	850	900	950	1000	1050
L	445	495	545	595	645	695	745	795	845	895	945	995	1045	1095	1145	1195	1245	1295	1345	1395
A	150	200	50	100	150	200	50	100	150	200	50	100	150	200	50	100	150	200	50	100
M	1	1	2	2	2	2	3	3	3	3	4	4	4	4	5	5	5	5	6	6
N	6	6	8	8	8	8	10	10	10	10	12	12	12	12	14	14	14	14	16	16
重量 Weight (kg)	4.3	4.7	5.1	5.5	5.9	6.3	6.7	7.1	7.5	7.9	8.3	8.7	9.1	9.5	9.9	10.3	10.7	11.1	11.5	11.9

※本公司享有變更規格之權益，恕不另行通知 ※Drawings and specifications are subject to change without prior notice.

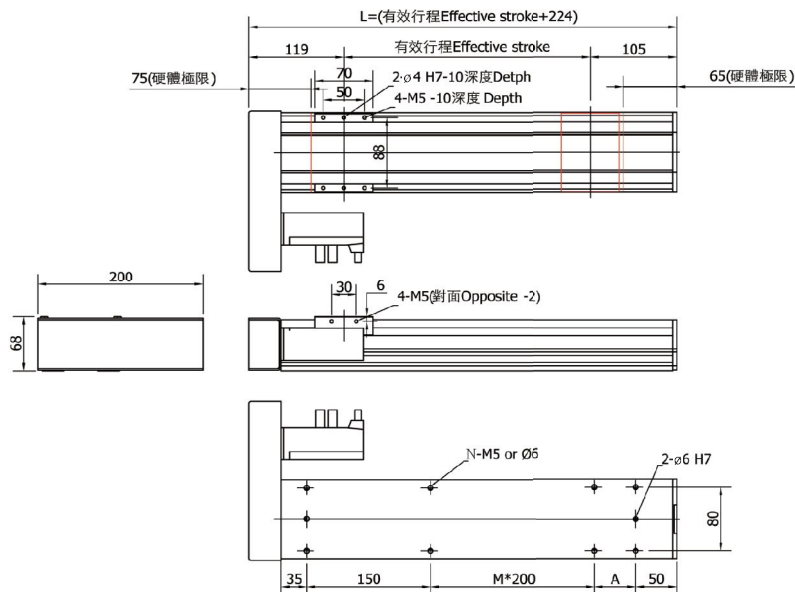
# M2



行程 Stroke	100	150	200	250	300	350	400	450	500	550	600	650	700	750	800	850	900	950	1000	1050
L	332	382	432	482	532	582	632	682	732	782	832	882	932	982	1032	1082	1132	1182	1232	1282
A	50	100	150	200	50	100	150	200	50	100	150	200	50	100	150	200	50	100	150	200
M	1	1	1	1	2	2	2	2	3	3	3	3	4	4	4	4	5	5	5	5
N	6	6	6	6	8	8	8	8	10	10	10	10	12	12	12	12	14	14	14	14
重量 Weight (kg)	3.7	4.1	4.5	4.9	5.3	5.7	6.1	6.5	6.9	7.3	7.7	8.1	8.5	8.9	9.3	9.7	10.1	10.5	10.9	11.3

※本公司享有變更規格之權益，恕不另行通知 ※Drawings and specifications are subject to change without prior notice.

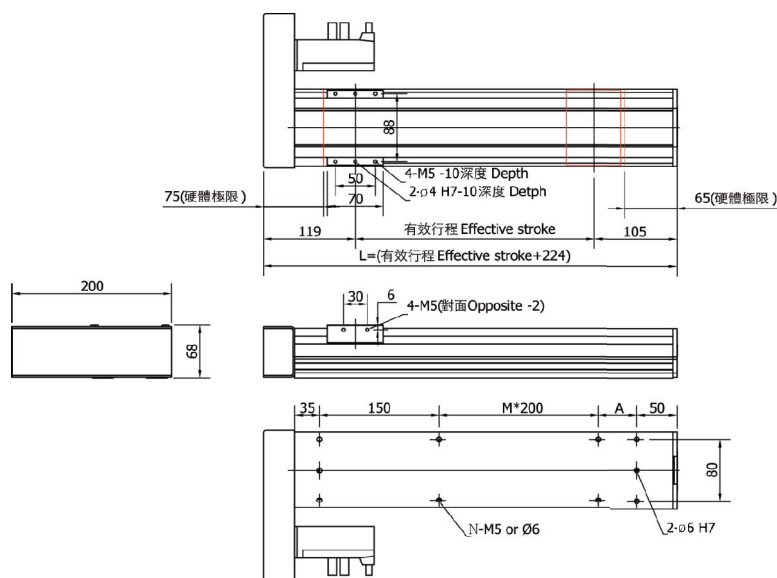
## M3



行程 Stroke	100	150	200	250	300	350	400	450	500	550	600	650	700	750	800	850	900	950	1000	1050
L	324	374	424	474	524	574	624	674	724	774	824	874	924	974	1024	1074	1124	1174	1224	1274
A	50	100	150	200	50	100	150	200	50	100	150	200	50	100	150	200	50	100	150	200
M	0	0	0	0	1	1	1	1	2	2	2	2	3	3	3	3	4	4	4	4
N	6	6	6	6	8	8	8	8	10	10	10	10	12	12	12	12	14	14	14	14
重量 Weight (kg)	3.7	4.1	4.5	4.9	5.3	5.7	6.1	6.5	6.9	7.3	7.7	8.1	8.5	8.9	9.3	9.7	10.1	10.5	10.9	11.3

※本公司享有變更規格之權益，恕不另行通知 ※Drawings and specifications are subject to change without prior notice.

## M4

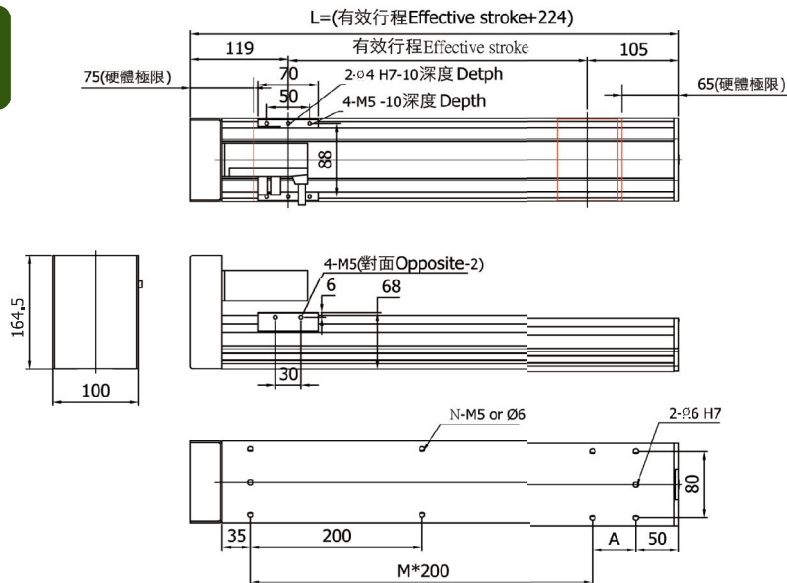


行程 Stroke	100	150	200	250	300	350	400	450	500	550	600	650	700	750	800	850	900	950	1000	1050
L	324	374	424	474	524	574	624	674	724	774	824	874	924	974	1024	1074	1124	1174	1224	1274
A	50	100	150	200	50	100	150	200	50	100	150	200	50	100	150	200	50	100	150	200
M	0	0	0	0	1	1	1	1	2	2	2	2	3	3	3	3	4	4	4	4
N	6	6	6	6	8	8	8	8	10	10	10	10	12	12	12	12	14	14	14	14
重量 Weight (kg)	3.7	4.1	4.5	4.9	5.3	5.7	6.1	6.5	6.9	7.3	7.7	8.1	8.5	8.9	9.3	9.7	10.1	10.5	10.9	11.3

※本公司享有變更規格之權益，恕不另行通知 ※Drawings and specifications are subject to change without prior notice.



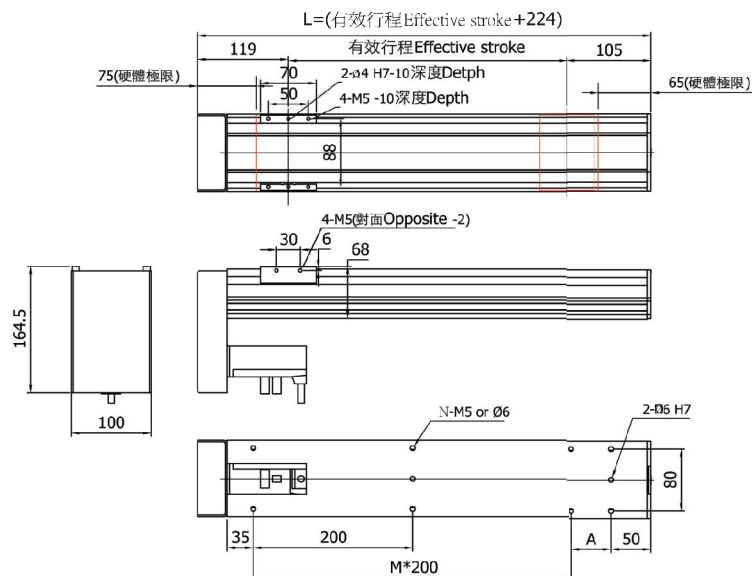
# M5



行程 Stroke	100	150	200	250	300	350	400	450	500	550	600	650	700	750	800	850	900	950	1000	1050
L	324	374	424	474	524	574	624	674	724	774	824	874	924	974	1024	1074	1124	1174	1224	1274
A	50	100	150	200	50	100	150	200	50	100	150	200	50	100	150	200	50	100	150	200
M	0	0	0	0	1	1	1	1	2	2	2	2	3	3	3	3	4	4	4	4
N	6	6	6	6	8	8	8	8	10	10	10	10	12	12	12	12	14	14	14	14
重量 Weight (kg)	3.7	4.1	4.5	4.9	5.3	5.7	6.1	6.5	6.9	7.3	7.7	8.1	8.5	8.9	9.3	9.7	10.1	10.5	10.9	11.3

※本公司享有變更規格之權益，恕不另行通知 ※Drawings and specifications are subject to change without prior notice.

# M6



行程 Stroke	100	150	200	250	300	350	400	450	500	550	600	650	700	750	800	850	900	950	1000	1050
L	324	374	424	474	524	574	624	674	724	774	824	874	924	974	1024	1074	1124	1174	1224	1274
A	50	100	150	200	50	100	150	200	50	100	150	200	50	100	150	200	50	100	150	200
M	0	0	0	0	1	1	1	1	2	2	2	2	3	3	3	3	4	4	4	4
N	6	6	6	6	8	8	8	8	10	10	10	10	12	12	12	12	14	14	14	14
重量 Weight (kg)	3.7	4.1	4.5	4.9	5.3	5.7	6.1	6.5	6.9	7.3	7.7	8.1	8.5	8.9	9.3	9.7	10.1	10.5	10.9	11.3

※本公司享有變更規格之權益，恕不另行通知 ※Drawings and specifications are subject to change without prior notice.

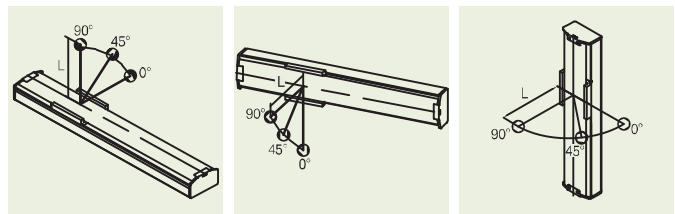
## 100D - L10 - S1050 - M1 - M 100W - B

型號 Model	導程 Lead	行程 Stroke	馬達方向 Motor direction	馬達廠牌及出力 Motor brand and output	煞車 Brake
			馬達方向 Motor direction	馬達廠牌及出力 Motor brand and output	
			M1 馬達內置 Motor inside position	H 上銀 Hiwin	
			M2 馬達外置 Motor outside position	S 山洋 Sanyo	
			M3 馬達外置右側 Motor outside, rightward position	M 三菱 Mitsubishi	
			M4 馬達外置左側 Motor outside, leftward position	Y 安川 Yaskawa	
			M5 馬達外置上方 Motor outside, upper position	P 松下 Panasonic	
			M6 馬達外置下方 Motor outside, lower position	F 富士 Fuji	
				T 台達 Delta	

### 100D規格表(100D Specification):

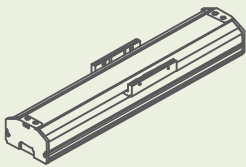
馬達出力 AC Servo motor output(W)	100W				
單向重複定位精度 Repeatability(mm)	±0.02				
滾珠螺桿外徑 B.S(Ø)	16	16	16	16	
滾珠螺桿導程 Lead(mm)	5	10	16	20	
最快速度 Maximun speed(mm/sec)	250	500	800	1000	
最大載重 Maximun payload(kg)	水平使用 (H)	50	35	25	20
	垂直使用 (V)	15	10	8	5
額定推力 Rated thrust(N)	300	150	85	75	
行程 Stroke(mm)	100~1050 50 間隔 (interval)				

### 線性滑軌12x8-2支

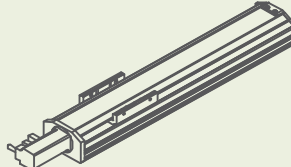


水平安裝應用 (單位:mm)					牆面安裝應用 (單位:mm)					垂直安裝應用 (單位:mm)						
導程	荷重 Payload	0°	45°	90°	導程	荷重 Payload	0°	45°	90°	導程	荷重 Payload	0°	45°	90°		
Lead 20	5kg	193	206	467	Lead 20	3kg	462	228	179	Lead 20	1kg	546	441	570		
	10kg	72	81	191		Lead 16	7kg	289	94		76	Lead 16	3kg	375	243	391
	20kg	0	0	75			Lead 10	10kg	211		55		39	Lead 10	5kg	123
Lead 16	5kg	239	286	536	Lead 16	5kg		477	140	123	Lead 16	3kg	413		287	262
	10kg	119	139	301		Lead 10		10kg	269	78		69	Lead 10		5kg	214
	25kg	15	23	156			Lead 05	15kg	126	54		37		Lead 05	8kg	60
Lead 10	15kg	65	85	225	Lead 10	10kg		545	122	109	Lead 10	4kg	296		212	320
	25kg	21	27	87		Lead 05		20kg	210	33		21	Lead 05		6kg	145
	35kg	0	0	0			Lead 05	30kg	0	0		0		Lead 05	10kg	79
Lead 05	30kg	21	32	262	Lead 05	10kg		602	187	153	Lead 05	10kg	93		56	106
	50kg	1	2	48		Lead 05		20kg	380	92		75	Lead 05		13kg	42
	60kg	0	0	0			Lead 05	30kg	95	0		0		Lead 05	15kg	23

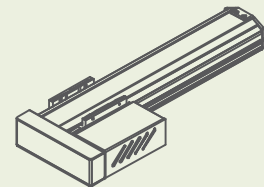
\* 滑塊表面中心到搬送物重心的距離  
Distance from center of slider top to center of gravity of object being transported



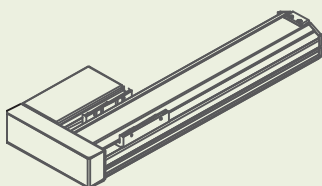
M1



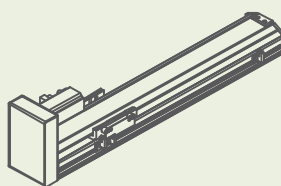
M2



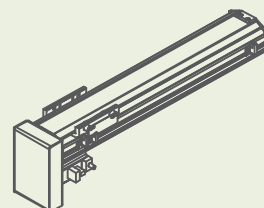
M3



M4

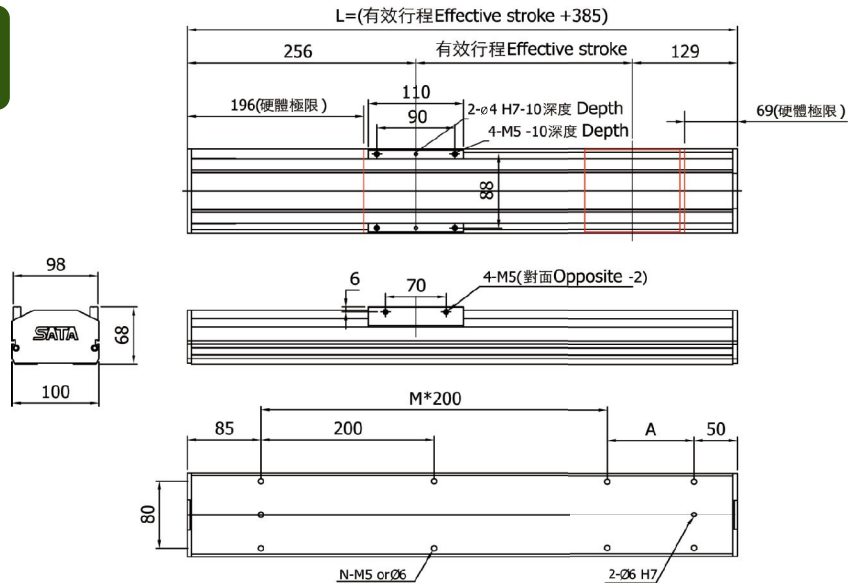


M5



M6

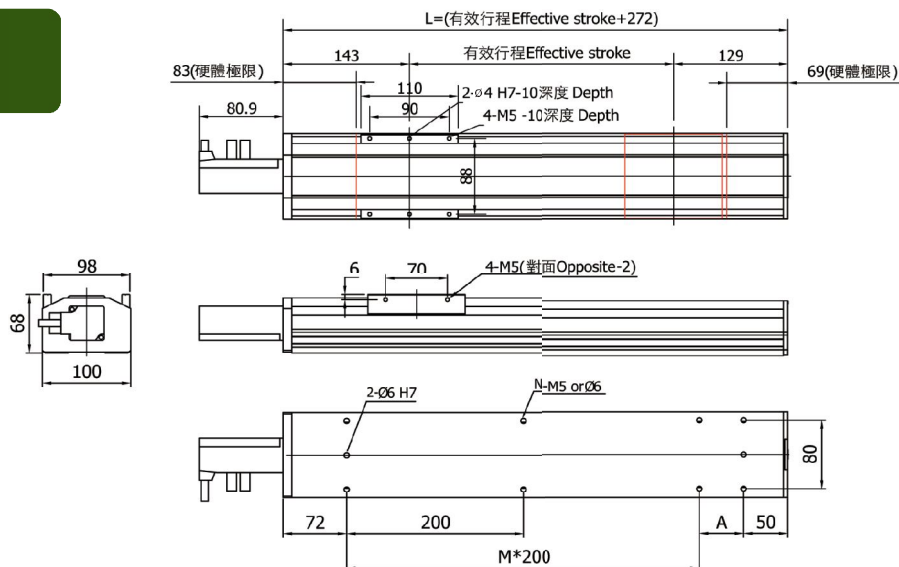
# M1



行程 Stroke	100	150	200	250	300	350	400	450	500	550	600	650	700	750	800	850	900	950	1000	1050
L	485	535	585	635	685	735	785	835	885	935	985	1035	1085	1135	1185	1235	1285	1335	1385	1435
A	150	200	50	100	150	200	50	100	150	200	50	100	150	200	50	100	150	200	50	100
M	1	1	2	2	2	2	3	3	3	3	4	4	4	4	5	5	5	5	6	6
N	6	6	8	8	8	8	10	10	10	10	12	12	12	12	14	14	14	14	16	16
重量 Weight (kg)	4.8	5.2	5.6	6.0	6.4	6.8	7.2	7.6	8.0	8.4	8.8	9.2	9.6	10.0	10.4	10.8	11.2	11.6	12.0	12.4

※本公司享有變更規格之權益，恕不另行通知 ※Drawings and specifications are subject to change without prior notice.

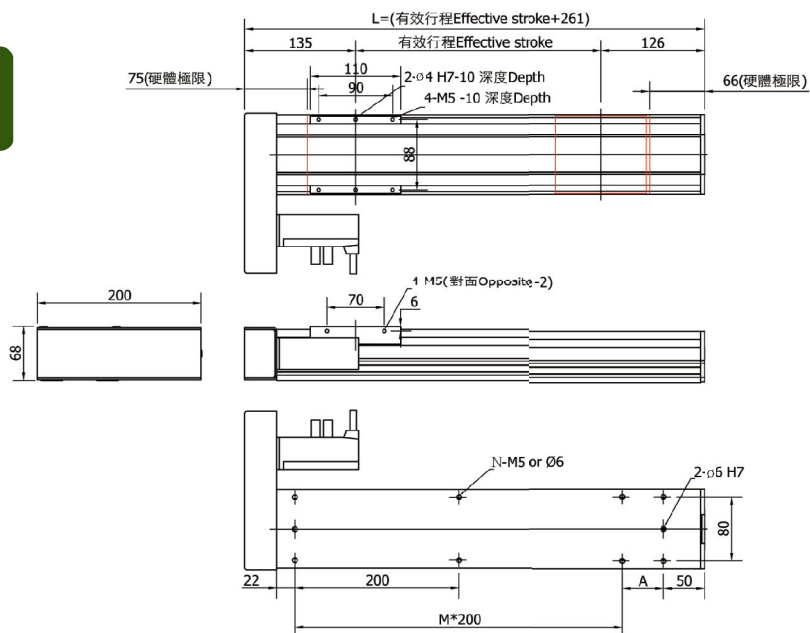
# M2



行程 Stroke	100	150	200	250	300	350	400	450	500	550	600	650	700	750	800	850	900	950	1000	1050
L	372	422	472	522	572	622	672	722	772	822	872	922	972	1022	1072	1122	1172	1222	1272	1322
A	50	100	150	200	50	100	150	200	50	100	150	200	50	100	150	200	50	100	150	200
M	1	1	1	1	2	2	2	2	3	3	3	3	4	4	4	4	5	5	5	5
N	6	6	6	6	8	8	8	8	10	10	10	10	12	12	12	12	14	14	14	14
重量 Weight (kg)	4.2	4.6	5.0	5.4	5.8	6.2	6.6	7.0	7.4	7.8	8.2	8.6	9.0	9.4	9.8	10.2	10.6	11.0	11.4	11.8

※本公司享有變更規格之權益，恕不另行通知 ※Drawings and specifications are subject to change without prior notice.

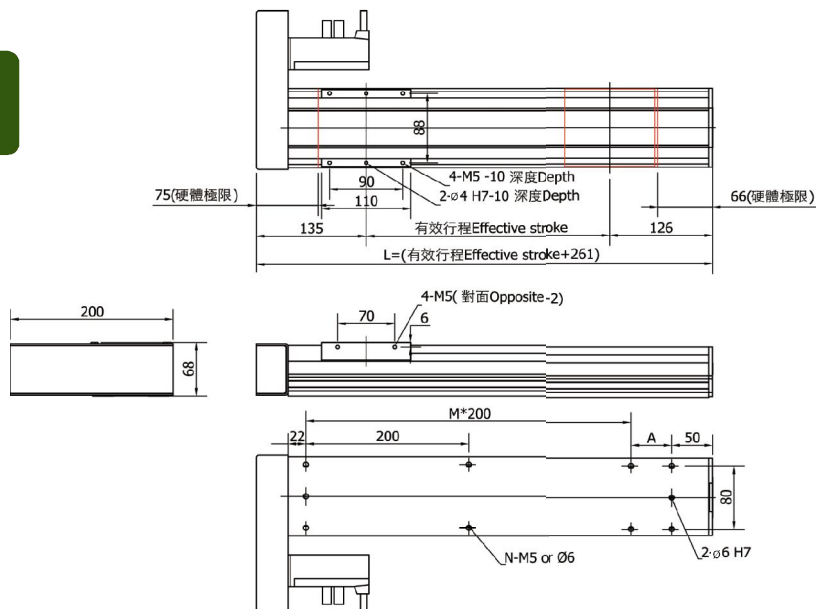
## M3



行程 Stroke	100	150	200	250	300	350	400	450	500	550	600	650	700	750	800	850	900	950	1000	1050
L	361	411	461	511	561	611	661	711	761	811	861	911	961	1011	1061	1111	1161	1211	1261	1311
A	50	100	150	200	50	100	150	200	50	100	150	200	50	100	150	200	50	100	150	200
M	1	1	1	1	2	2	2	2	3	3	3	3	4	4	4	4	5	5	5	5
N	6	6	6	6	8	8	8	8	10	10	10	10	12	12	12	12	14	14	14	14
重量 Weight (kg)	5.5	5.9	6.3	6.7	7.1	7.5	7.9	8.3	8.7	9.1	9.5	9.9	10.3	10.7	11.1	11.5	11.9	12.3	12.7	13.1

※本公司享有變更規格之權益，恕不另行通知 ※Drawings and specifications are subject to change without prior notice.

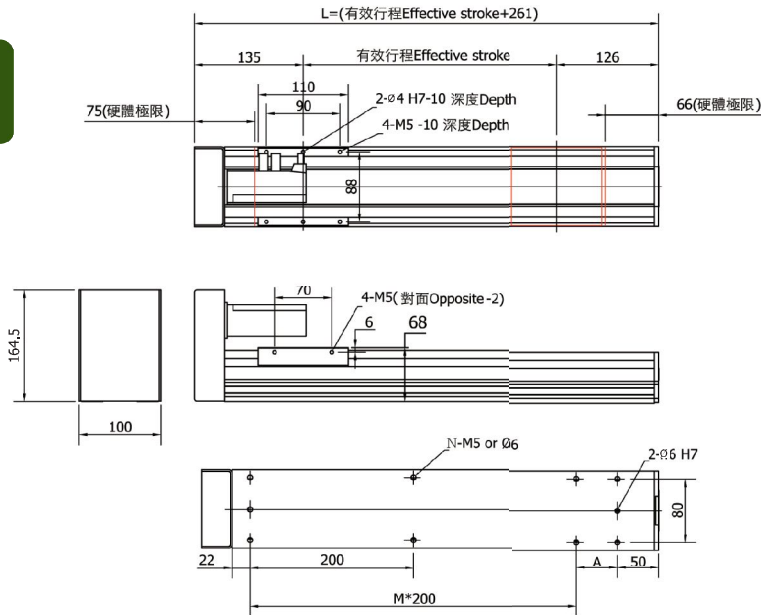
## M4



行程 Stroke	100	150	200	250	300	350	400	450	500	550	600	650	700	750	800	850	900	950	1000	1050
L	361	411	461	511	561	611	661	711	761	811	861	911	961	1011	1061	1111	1161	1211	1261	1311
A	50	100	150	200	50	100	150	200	50	100	150	200	50	100	150	200	50	100	150	200
M	1	1	1	1	2	2	2	2	3	3	3	3	4	4	4	4	5	5	5	5
N	6	6	6	6	8	8	8	8	10	10	10	10	12	12	12	12	14	14	14	14
重量 Weight (kg)	5.5	5.9	6.3	6.7	7.1	7.5	7.9	8.3	8.7	9.1	9.5	9.9	10.3	10.7	11.1	11.5	11.9	12.3	12.7	13.1

※本公司享有變更規格之權益，恕不另行通知 ※Drawings and specifications are subject to change without prior notice.

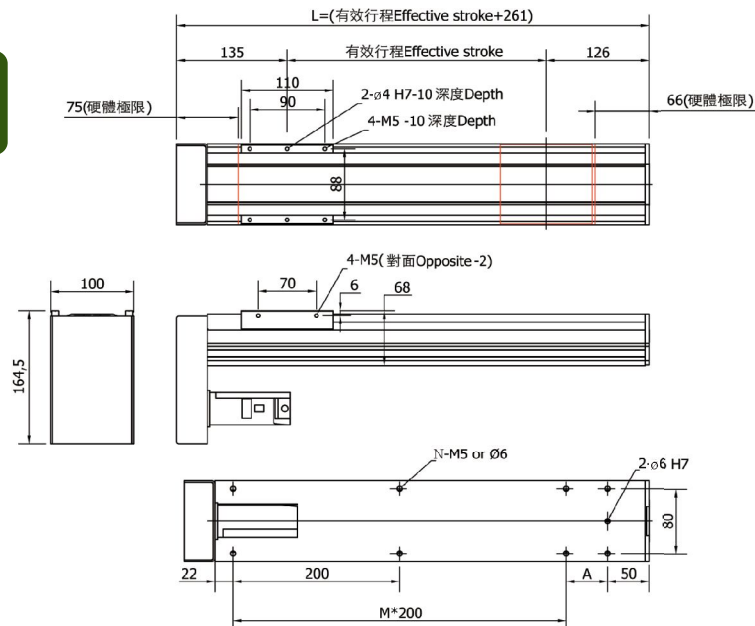
# M5



行程 Stroke	100	150	200	250	300	350	400	450	500	550	600	650	700	750	800	850	900	950	1000	1050
L	361	411	461	511	561	611	661	711	761	811	861	911	961	1011	1061	1111	1161	1211	1261	1311
A	50	100	150	200	50	100	150	200	50	100	150	200	50	100	150	200	50	100	150	200
M	1	1	1	1	2	2	2	2	3	3	3	3	4	4	4	4	5	5	5	5
N	6	6	6	6	8	8	8	8	10	10	10	10	12	12	12	12	14	14	14	14
重量 Weight (kg)	5.5	5.9	6.3	6.7	7.1	7.5	7.9	8.3	8.7	9.1	9.5	9.9	10.3	10.7	11.1	11.5	11.9	12.3	12.7	13.1

※本公司享有變更規格之權益，恕不另行通知 ※Drawings and specifications are subject to change without prior notice.

# M6



行程 Stroke	100	150	200	250	300	350	400	450	500	550	600	650	700	750	800	850	900	950	1000	1050
L	361	411	461	511	561	611	661	711	761	811	861	911	961	1011	1061	1111	1161	1211	1261	1311
A	50	100	150	200	50	100	150	200	50	100	150	200	50	100	150	200	50	100	150	200
M	1	1	1	1	2	2	2	2	3	3	3	3	4	4	4	4	5	5	5	5
N	6	6	6	6	8	8	8	8	10	10	10	10	12	12	12	12	14	14	14	14
重量 Weight (kg)	5.5	5.9	6.3	6.7	7.1	7.5	7.9	8.3	8.7	9.1	9.5	9.9	10.3	10.7	11.1	11.5	11.9	12.3	12.7	13.1

※本公司享有變更規格之權益，恕不另行通知 ※Drawings and specifications are subject to change without prior notice.

## 107S - L10 - S300 - M1 - P100W - B

型號  
Model

導程  
Lead

行程  
Stroke

馬達方向  
Motor direction

馬達廠牌及出力  
Motor brand and output

煞車  
Brake

馬達方向 Motor direction

- M1 馬達內置 Motor inside position
- M2 馬達外置 Motor outside position
- M3 馬達外置右側 Motor outside, rightward position
- M4 馬達外置左側 Motor outside, leftward position
- M5 馬達外置上方 Motor outside, upper position
- M6 馬達外置下方 Motor outside, lower position

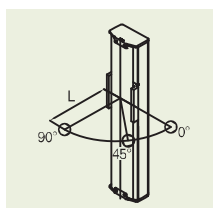
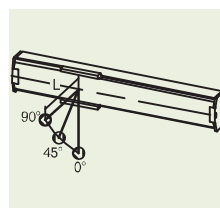
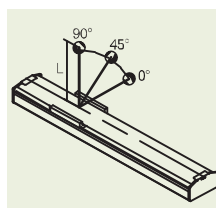
馬達廠牌及出力 Motor brand and output

- H 上銀 Hiwin
- S 山洋 Sanyo
- M 三菱 Mitsubishi
- Y 安川 Yaskawa
- P 松下 Panasonic
- F 富士 Fuji
- T 台達 Delta

### 107S規格表(107S Specification):

馬達出力 AC Servo motor output(W)	100W				
單向重複定位精度 Repeatability(mm)	±0.02				
滾珠螺桿外徑 B,S(Ø)	16	16	16	16	
滾珠螺桿導程 Lead(mm)	5	10	16	20	
最快速度 Maximum speed(mm/sec)	250	500	800	1000	
最大載重 Maximum payload(kg)	水平使用 (H)	50	35	23	18
	垂直使用 (V)	15	10	7	4
額定推力 Rated thrust(N)	300	150	85	75	
行程 Stroke(mm)	100~1050 50 間隔(interval)				

### 線性滑軌20x18-1支



水平安裝應用(單位:mm)  
Horizontal use

導程 Lead	荷重 Payload	0°	45°	90°
Lead 20	5kg	188	210	872
	10kg	89	108	441
	18kg	55	60	260
Lead 16	10kg	160	177	567
	15kg	82	109	350
	23kg	0	0	116
Lead 10	20kg	57	68	323
	25kg	23	51	205
	35kg	0	0	100
Lead 05	30kg	15	35	399
	50kg	0	0	0
	60kg	0	0	0

牆面安裝應用(單位:mm)  
Wall installation use

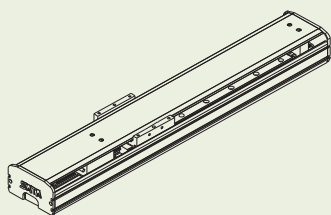
導程 Lead	荷重 Payload	0°	45°	90°
Lead 20	5kg	575	102	140
	10kg	308	65	88
	20kg	122	0	3
Lead 16	5kg	610	100	143
	10kg	371	82	113
	20kg	168	0	21
Lead 10	10kg	495	29	86
	20kg	209	0	11
	30kg	0	0	0
Lead 05	10kg	1385	37	95
	20kg	495	0	19
	30kg	0	0	0

垂直安裝應用(單位:mm)  
During vertical use

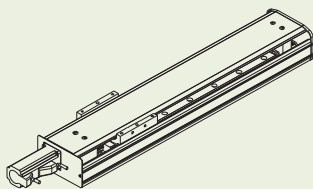
導程 Lead	荷重 Payload	0°	45°	90°
Lead 20	1kg	478	144	438
	2kg	199	61	111
	4kg	148	20	96
Lead 16	3kg	245	95	189
	5kg	180	47	153
	7kg	52	0	10
Lead 10	6kg	208	91	164
	8kg	96	32	58
	10kg	42	0	7
Lead 05	10kg	132	25	99
	13kg	100	8	72
	15kg	79	0	39

\* 滑塊表面中心到搬送物重心的距離

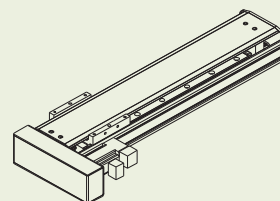
Distance from center of slider top to center of gravity of object being transported



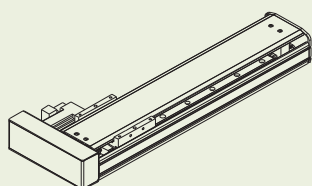
M1



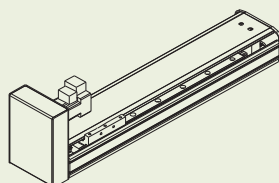
M2



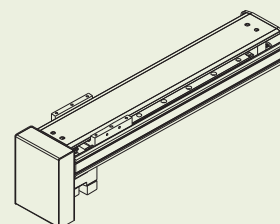
M3



M4

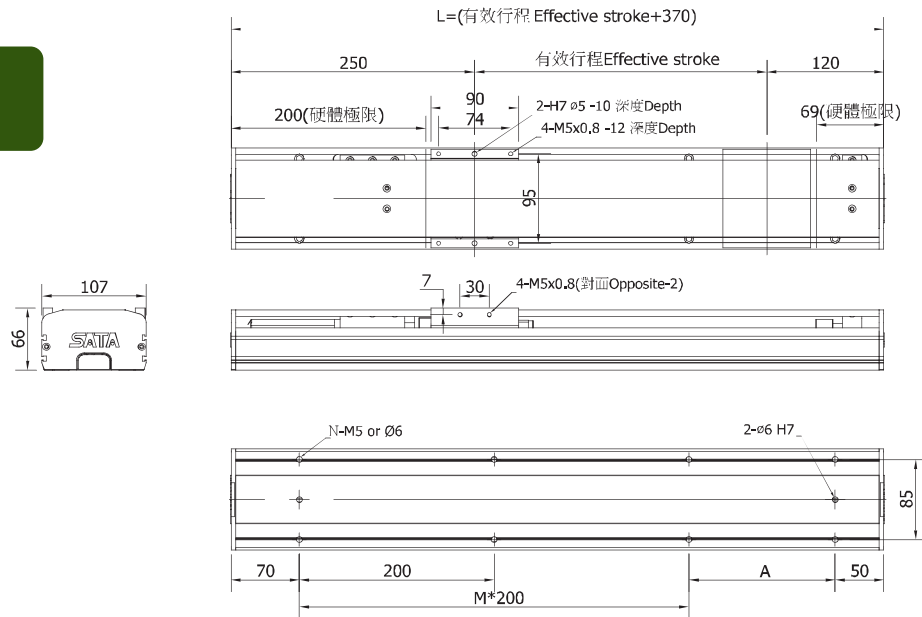


M5



M6

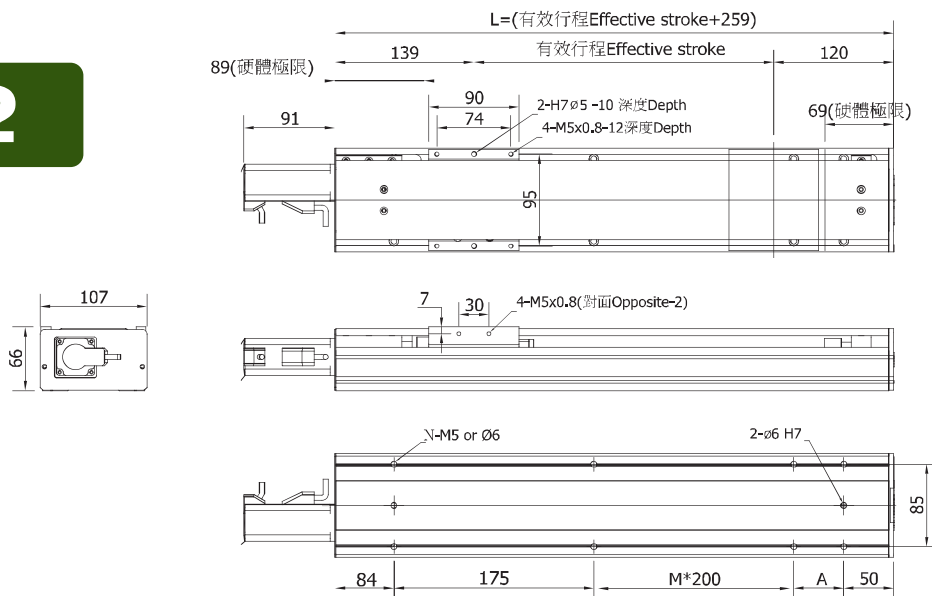
# M1



行程 Stroke	100	150	200	250	300	350	400	450	500	550	600	650	700	750	800	850	900	950	1000	1050
L	470	520	570	620	670	720	770	820	870	920	970	1020	1070	1120	1170	1220	1270	1320	1370	1420
A	150	200	50	100	150	200	50	100	150	200	50	100	150	200	50	100	150	200	50	100
M	1	1	2	2	2	2	3	3	3	3	4	4	4	4	5	5	5	5	6	6
N	6	6	8	8	8	8	10	10	10	10	12	12	12	12	14	14	14	14	16	16
重量 Weight (kg)	3.7	4.2	4.7	5.2	5.7	6.2	6.7	7.2	7.7	8.2	8.7	9.2	9.7	10.2	10.7	11.2	11.7	12.2	12.7	13.2

※本公司享有變更規格之權益，恕不另行通知 ※Drawings and specifications are subject to change without prior notice.

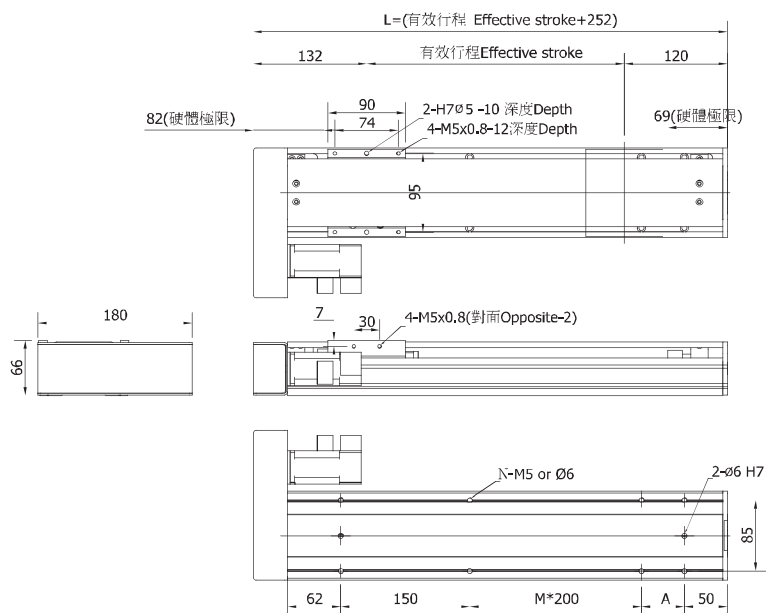
# M2



行程 Stroke	100	150	200	250	300	350	400	450	500	550	600	650	700	750	800	850	900	950	1000	1050
L	359	409	459	509	559	609	659	709	759	809	859	909	959	1009	1059	1109	1159	1209	1259	1309
A	50	100	150	200	50	100	150	200	50	100	150	200	50	100	150	200	50	100	150	200
M	1	1	1	1	2	2	2	2	3	3	3	3	4	4	4	4	5	5	5	5
N	6	6	6	6	8	8	8	8	10	10	10	10	12	12	12	12	14	14	14	14
重量 Weight (kg)	3.7	3.6	4.1	4.6	5.1	5.6	6.1	6.6	7.1	7.6	8.1	8.6	9.1	9.6	10.1	10.6	11.1	11.6	12.1	12.6

※本公司享有變更規格之權益，恕不另行通知 ※Drawings and specifications are subject to change without prior notice.

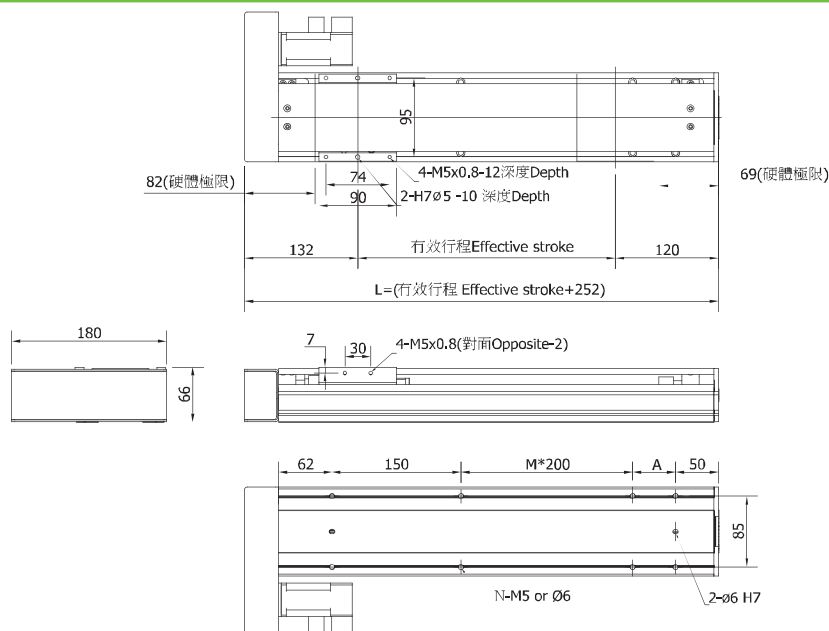
## M3



行程 Stroke	100	150	200	250	300	350	400	450	500	550	600	650	700	750	800	850	900	950	1000	1050
L	352	402	452	502	552	602	652	702	752	802	852	902	952	1002	1052	1102	1152	1202	1252	1302
A	50	100	150	200	50	100	150	200	50	100	150	200	50	100	150	200	50	100	150	200
M	0	0	0	0	1	1	1	1	2	2	2	2	3	3	3	3	4	4	4	4
N	6	6	6	6	8	8	8	8	10	10	10	10	12	12	12	12	14	14	14	14
重量 Weight (kg)	3.6	4.1	4.6	5.1	5.6	6.1	6.6	7.1	7.6	8.1	8.6	9.1	9.6	10.1	10.6	11.1	11.6	12.1	12.6	13.1

※本公司享有變更規格之權益，恕不另行通知 ※Drawings and specifications are subject to change without prior notice.

## M4

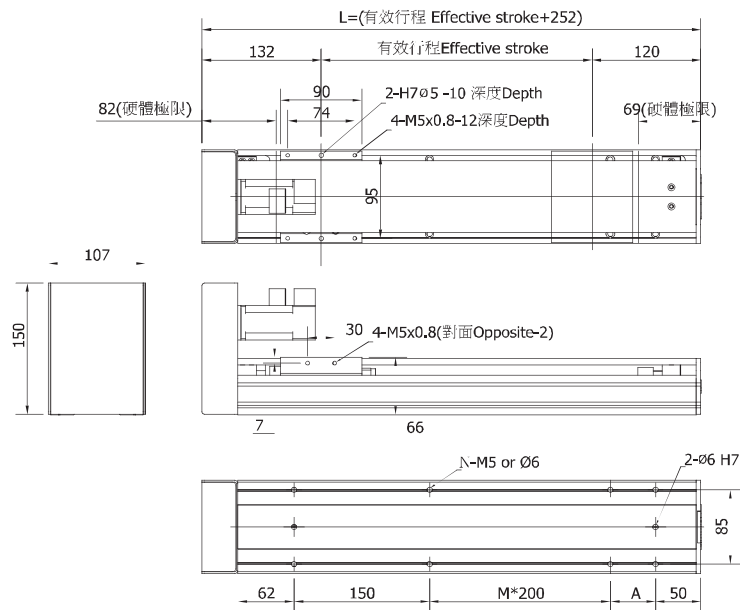


行程 Stroke	100	150	200	250	300	350	400	450	500	550	600	650	700	750	800	850	900	950	1000	1050
L	352	402	452	502	552	602	652	702	752	802	852	902	952	1002	1052	1102	1152	1202	1252	1302
A	50	100	150	200	50	100	150	200	50	100	150	200	50	100	150	200	50	100	150	200
M	0	0	0	0	1	1	1	1	2	2	2	2	3	3	3	3	4	4	4	4
N	6	6	6	6	8	8	8	8	10	10	10	10	12	12	12	12	14	14	14	14
重量 Weight (kg)	3.6	4.1	4.6	5.1	5.6	6.1	6.6	7.1	7.6	8.1	8.6	9.1	9.6	10.1	10.6	11.1	11.6	12.1	12.6	13.1

※本公司享有變更規格之權益，恕不另行通知 ※Drawings and specifications are subject to change without prior notice.



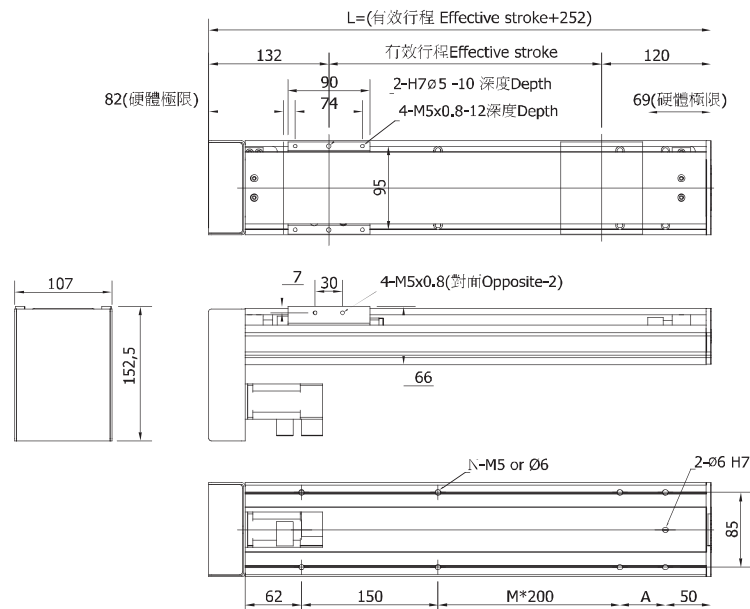
# M5



行程 Stroke	100	150	200	250	300	350	400	450	500	550	600	650	700	750	800	850	900	950	1000	1050
L	352	402	452	502	552	602	652	702	752	802	852	902	952	1002	1052	1102	1152	1202	1252	1302
A	50	100	150	200	50	100	150	200	50	100	150	200	50	100	150	200	50	100	150	200
M	0	0	0	0	1	1	1	1	2	2	2	2	3	3	3	3	4	4	4	4
N	6	6	6	6	8	8	8	8	10	10	10	10	12	12	12	12	14	14	14	14
重量 Weight (kg)	3.6	4.1	4.6	5.1	5.6	6.1	6.6	7.1	7.6	8.1	8.6	9.1	9.6	10.1	10.6	11.1	11.6	12.1	12.6	13.1

※本公司享有變更規格之權益，恕不另行通知 ※Drawings and specifications are subject to change without prior notice.

# M6



行程 Stroke	100	150	200	250	300	350	400	450	500	550	600	650	700	750	800	850	900	950	1000	1050
L	352	402	452	502	552	602	652	702	752	802	852	902	952	1002	1052	1102	1152	1202	1252	1302
A	50	100	150	200	50	100	150	200	50	100	150	200	50	100	150	200	50	100	150	200
M	0	0	0	0	1	1	1	1	2	2	2	2	3	3	3	3	4	4	4	4
N	6	6	6	6	8	8	8	8	10	10	10	10	12	12	12	12	14	14	14	14
重量 Weight (kg)	3.6	4.1	4.6	5.1	5.6	6.1	6.6	7.1	7.6	8.1	8.6	9.1	9.6	10.1	10.6	11.1	11.6	12.1	12.6	13.1

※本公司享有變更規格之權益，恕不另行通知 ※Drawings and specifications are subject to change without prior notice.

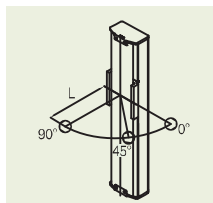
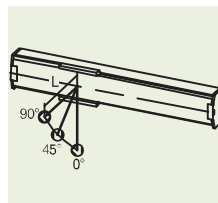
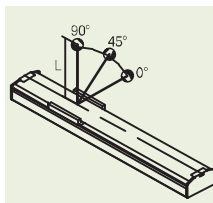
## 136S - L10 - S1050 - M1 - M 200W - B

型號 Model	導程 Lead	行程 Stroke	馬達方向 Motor direction	馬達廠牌及出力 Motor brand and output	煞車 Brake
				馬達廠牌及出力 Motor brand and output	
		馬達方向 Motor direction			
		M1 馬達內置 Motor inside position		H 上銀 Hiwin	
		M2 馬達外置 Motor outside position		S 山洋 Sanyo	
		M3 馬達外置右側 Motor outside, rightward position		M 三菱 Mitsubishi	
		M4 馬達外置左側 Motor outside, leftward position		Y 安川 Yaskawa	
		M5 馬達外置上方 Motor outside, upper position		P 松下 Panasonic	
		M6 馬達外置下方 Motor outside, lower position		F 富士 Fuji	
				T 台達 Delta	

### 136S規格表(136S Specification):

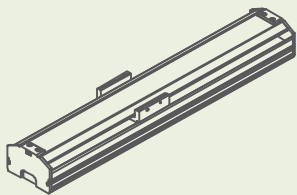
馬達出力 AC Servo motor output(W)	200W				
單向重覆定位精度 Repeatability(mm)	±0.02				
滾珠螺桿外徑 B.S(Ø)	16	16	16	20	
滾珠螺桿導程 Lead(mm)	5	10	16	20	
最快速度 Maximun speed(mm/sec)	250	500	800	1000	
最大載重 Maximun payload(kg)	水平使用 (H)	75	60	40	30
	垂直使用 (V)	18	12	8	5
額定推力 Rated thrust(N)	640	320	225	160	
行程 Stroke(mm)	100~1050 50 間隔 (interval)				

### 線性滑軌15x12.5-2支

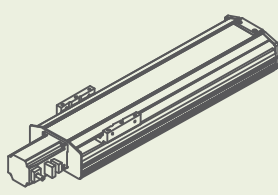


水平安裝應用 (單位:mm)					牆面安裝應用 (單位:mm)					垂直安裝應用 (單位:mm)						
導程	荷重 Payload	0°	45°	90°	導程	荷重 Payload	0°	45°	90°	導程	荷重 Payload	0°	45°	90°		
Lead 20	5kg	766	766	1520	Lead 20	5kg	935	565	860	Lead 20	1kg	1029	1200	2108		
	15kg	310	321	710		Lead 20	15kg	426	288		290	Lead 20	3kg	525	625	1055
	30kg	199	268	737			Lead 20	30kg	356		130		125	Lead 20	5kg	265
Lead 16	20kg	263	325	565	Lead 16			20kg	431	189	124		Lead 16		4kg	250
	30kg	145	189	368		Lead 16		30kg	100	77	32	Lead 16			6kg	121
	40kg	125	188	358			Lead 16	40kg	13	4	0			Lead 16	8kg	39
Lead 10	30kg	209	260	482	Lead 10			30kg	395	184	122		Lead 10		8kg	168
	45kg	133	177	353		Lead 10		40kg	248	50	29	Lead 10			10kg	129
	60kg	101	145	349			Lead 10	50kg	0	0	0			Lead 10	12kg	99
Lead 5	50kg	165	223	560	Lead 5			35kg	933	128	99		Lead 5		10kg	102
	60kg	135	188	500		Lead 5		45kg	570	50	35	Lead 5			14kg	65
	75kg	102	134	410			Lead 5	55kg	0	0	0			Lead 5	18kg	37

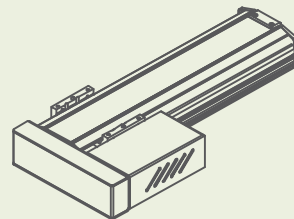
\* 滑塊表面中心到搬送物重心的距離  
Distance from center of slider top to center of gravity of object being transported



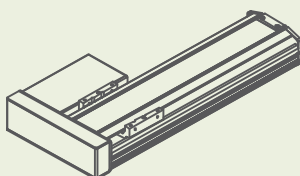
M1



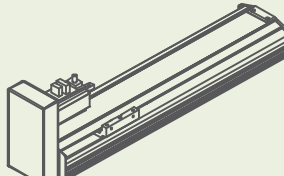
M2



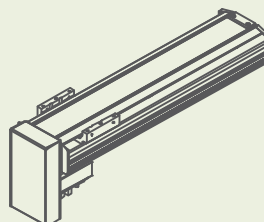
M3



M4

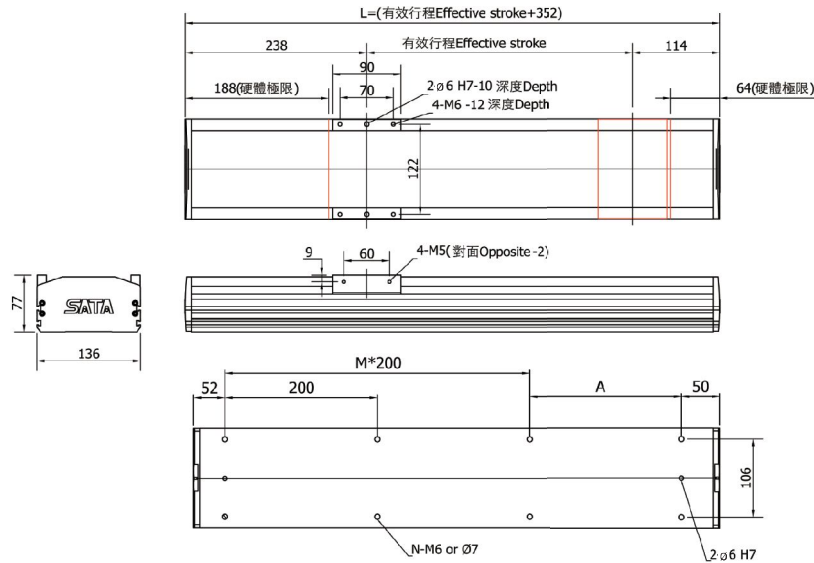


M5



M6

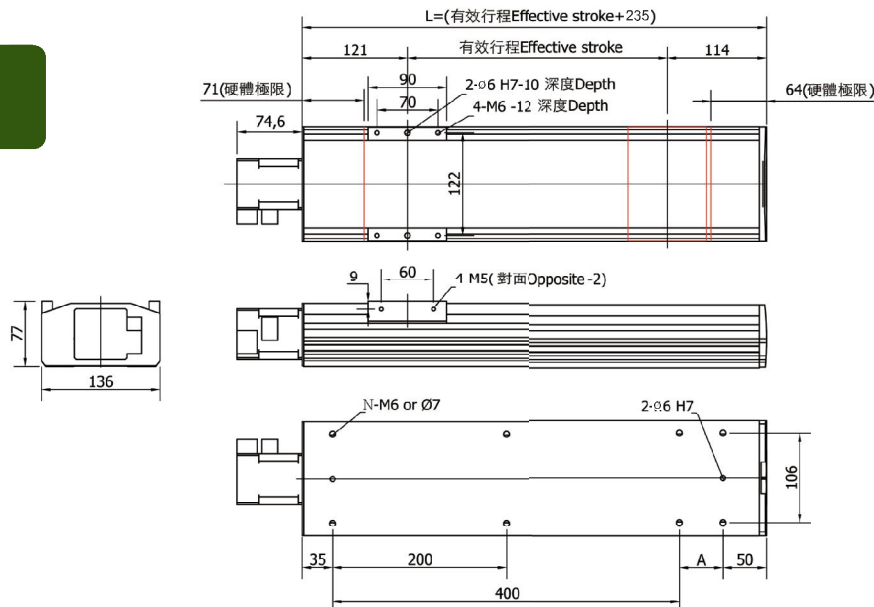
# M1



行程 Stroke	100	150	200	250	300	350	400	450	500	550	600	650	700	750	800	850	900	950	1000	1050
L	452	502	552	602	652	702	752	802	852	902	952	1002	1052	1102	1152	1202	1252	1302	1352	1402
A	150	200	50	100	150	200	50	100	150	200	50	100	150	200	50	100	150	200	50	100
M	1	1	2	2	2	2	3	3	3	3	4	4	4	4	5	5	5	5	6	6
N	6	6	8	8	8	8	10	10	10	10	12	12	12	12	14	14	14	14	16	16
重量 Weight (kg)	6.0	6.5	7.0	7.5	8.0	8.5	9.0	9.5	10.0	10.5	11.0	11.5	12.0	12.5	13.0	13.5	14.0	14.5	15.0	15.5

※本公司享有變更規格之權益，恕不另行通知 ※Drawings and specifications are subject to change without prior notice.

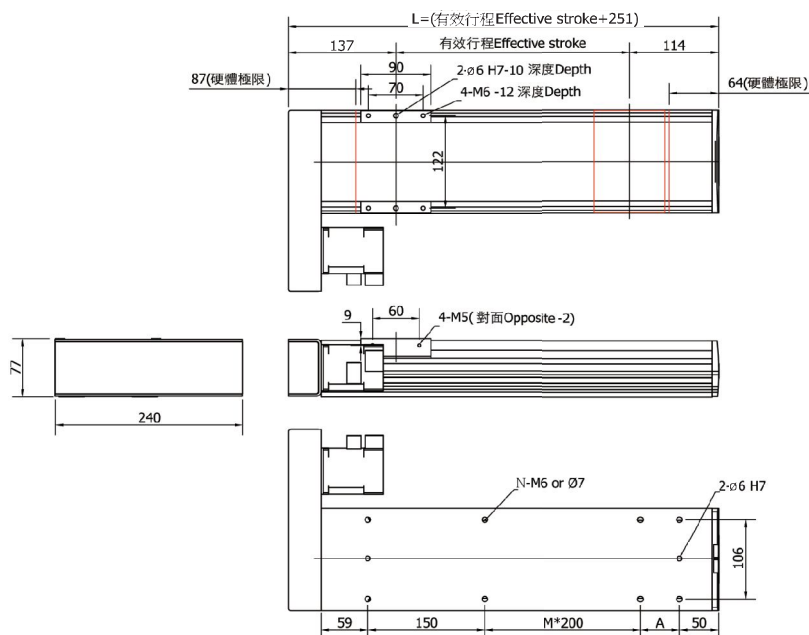
# M2



行程 Stroke	100	150	200	250	300	350	400	450	500	550	600	650	700	750	800	850	900	950	1000	1050
L	335	385	435	485	535	585	635	685	735	785	835	885	935	985	1035	1085	1135	1185	1235	1285
A	50	100	150	200	50	100	150	200	50	100	150	200	50	100	150	200	50	100	150	200
M	1	1	1	1	2	2	2	2	3	3	3	3	4	4	4	4	5	5	5	5
N	6	6	6	6	8	8	8	8	10	10	10	10	12	12	12	12	14	14	14	14
重量 Weight (kg)	5.6	6.1	6.6	7.1	7.6	8.1	8.6	9.1	9.6	10.1	10.6	11.1	11.6	12.1	12.6	13.1	13.6	14.1	14.6	15.1

※本公司享有變更規格之權益，恕不另行通知 ※Drawings and specifications are subject to change without prior notice.

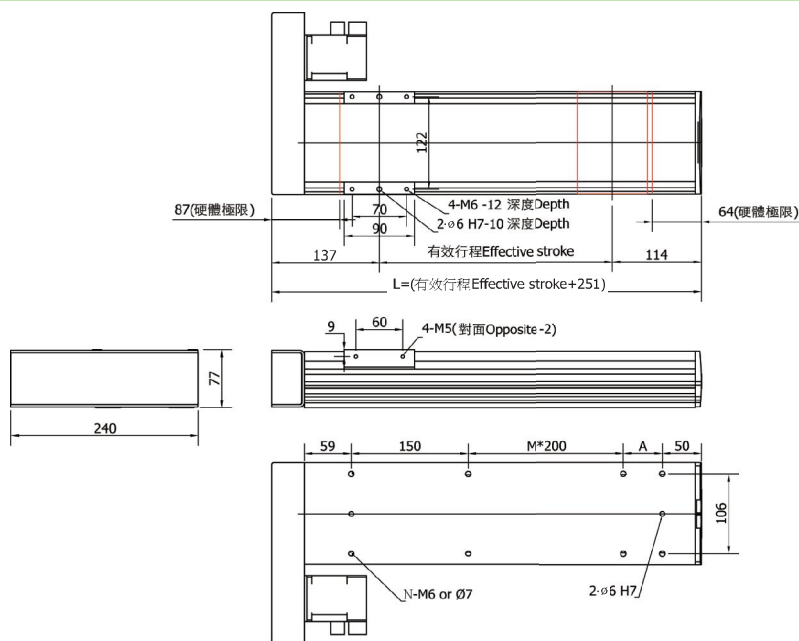
## M3



行程 Stroke	100	150	200	250	300	350	400	450	500	550	600	650	700	750	800	850	900	950	1000	1050
L	351	401	451	501	551	601	651	701	751	801	851	901	951	1001	1051	1101	1151	1201	1251	1301
A	50	100	150	200	50	100	150	200	50	100	150	200	50	100	150	200	50	100	150	200
M	0	0	0	0	1	1	1	1	2	2	2	2	3	3	3	3	4	4	4	4
N	6	6	6	6	8	8	8	8	10	10	10	10	12	12	12	12	14	14	14	14
重量 Weight (kg)	7.8	8.3	8.8	9.3	9.8	10.3	10.8	11.3	11.8	12.3	12.8	13.3	13.8	14.3	14.8	15.3	15.8	16.3	16.8	17.3

※本公司享有變更規格之權益，恕不另行通知 ※Drawings and specifications are subject to change without prior notice.

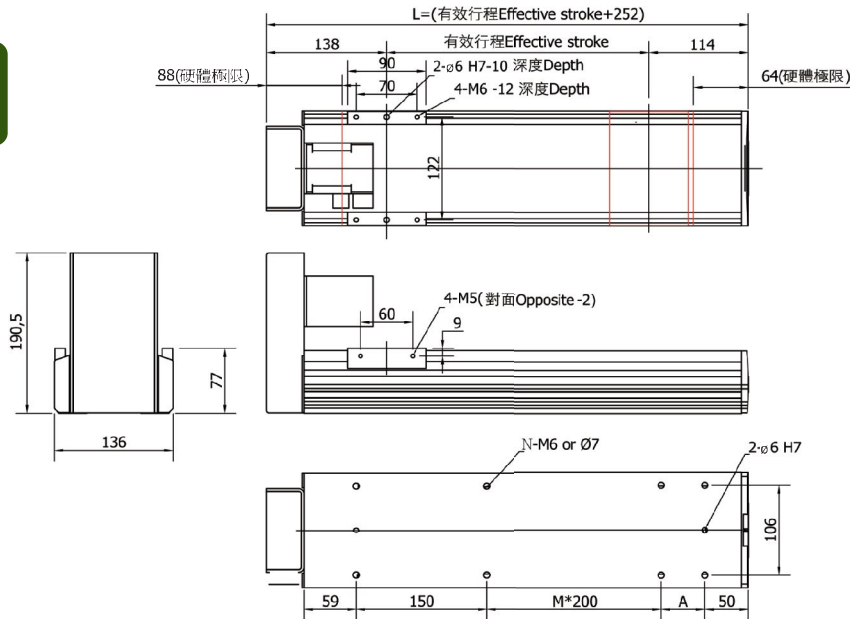
## M4



行程 Stroke	100	150	200	250	300	350	400	450	500	550	600	650	700	750	800	850	900	950	1000	1050
L	351	401	451	501	551	601	651	701	751	801	851	901	951	1001	1051	1101	1151	1201	1251	1301
A	50	100	150	200	50	100	150	200	50	100	150	200	50	100	150	200	50	100	150	200
M	0	0	0	0	1	1	1	1	2	2	2	2	3	3	3	3	4	4	4	4
N	6	6	6	6	8	8	8	8	10	10	10	10	12	12	12	12	14	14	14	14
重量 Weight (kg)	7.8	8.3	8.8	9.3	9.8	10.3	10.8	11.3	11.8	12.3	12.8	13.3	13.8	14.3	14.8	15.3	15.8	16.3	16.8	17.3

※本公司享有變更規格之權益，恕不另行通知 ※Drawings and specifications are subject to change without prior notice.

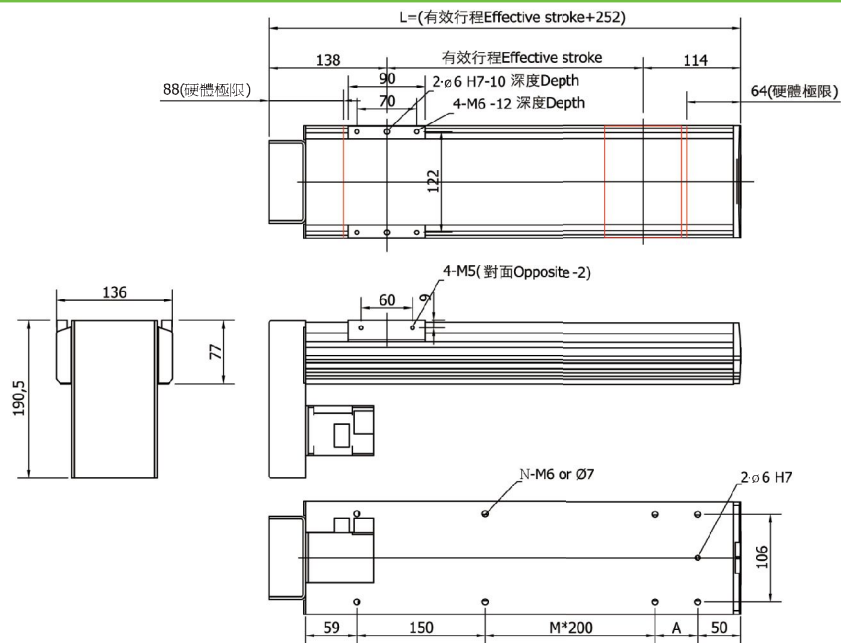
# M5



行程 Stroke	100	150	200	250	300	350	400	450	500	550	600	650	700	750	800	850	900	950	1000	1050
L	352	402	452	502	552	602	652	702	752	802	852	902	952	1002	1052	1102	1152	1202	1252	1302
A	50	100	150	200	50	100	150	200	50	100	150	200	50	100	150	200	50	100	150	200
M	0	0	0	0	1	1	1	1	2	2	2	2	3	3	3	3	4	4	4	4
N	6	6	6	6	8	8	8	8	10	10	10	10	12	12	12	12	14	14	14	14
重量 Weight (kg)	7.8	8.3	8.8	9.3	9.8	10.3	10.8	11.3	11.8	12.3	12.8	13.3	13.8	14.3	14.8	15.3	15.8	16.3	16.8	17.3

※本公司享有變更規格之權益，恕不另行通知 ※Drawings and specifications are subject to change without prior notice.

# M6



行程 Stroke	100	150	200	250	300	350	400	450	500	550	600	650	700	750	800	850	900	950	1000	1050
L	352	402	452	502	552	602	652	702	752	802	852	902	952	1002	1052	1102	1152	1202	1252	1302
A	50	100	150	200	50	100	150	200	50	100	150	200	50	100	150	200	50	100	150	200
M	0	0	0	0	1	1	1	1	2	2	2	2	3	3	3	3	4	4	4	4
N	6	6	6	6	8	8	8	8	10	10	10	10	12	12	12	12	14	14	14	14
重量 Weight (kg)	7.8	8.3	8.8	9.3	9.8	10.3	10.8	11.3	11.8	12.3	12.8	13.3	13.8	14.3	14.8	15.3	15.8	16.3	16.8	17.3

※本公司享有變更規格之權益，恕不另行通知 ※Drawings and specifications are subject to change without prior notice.

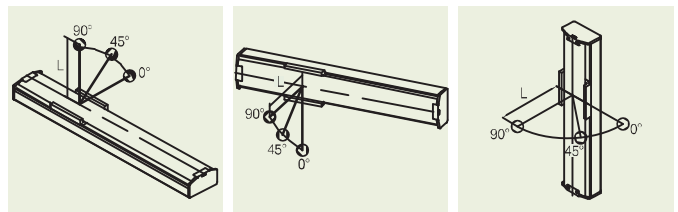
# 136D - L10 - S1050 - M1 - M 200W - B

型號 Model	導程 Lead	行程 Stroke	馬達方向 Motor direction	馬達廠牌及出力 Motor brand and output	煞車 Brake
				馬達廠牌及出力 Motor brand and output	
		馬達方向 Motor direction		H 上銀 Hiwin	
		M1 馬達內置 Motor inside position		S 山洋 Sanyo	
		M2 馬達外置 Motor outside position		M 三菱 Mitsubishi	
		M3 馬達外置右側 Motor outside, rightward position		Y 安川 Yaskawa	
		M4 馬達外置左側 Motor outside, leftward position		P 松下 Panasonic	
		M5 馬達外置上方 Motor outside, upper position		F 富士 Fuji	
		M6 馬達外置下方 Motor outside, lower position		T 台達 Delta	

## 136D規格表(136D Specification):

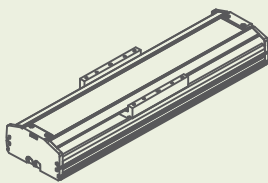
馬達出力 AC Servo motor output(W)	200W				
單向重複定位精度 Repeatability(mm)	±0.02				
滾珠螺桿外徑 B.S(Ø)	16	16	16	20	
滾珠螺桿導程 Lead(mm)	5	10	16	20	
最快速度 Maximum speed(mm/sec)	250	500	800	1000	
最大載重 Maximum payload(kg)	水平使用 (H)	85	70	65	35
	垂直使用 (V)	25	20	15	8
額定推力 Rated thrust(N)	640	320	225	160	
行程 Stroke(mm)	100~1050 50 間隔 (interval)				

## 線性滑軌15x12.5-2支

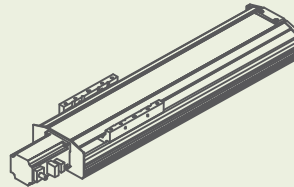


水平安裝應用 (單位:mm)					牆面安裝應用 (單位:mm)					垂直安裝應用 (單位:mm)						
導程	荷重 Payload	0°	45°	90°	導程	荷重 Payload	0°	45°	90°	導程	荷重 Payload	0°	45°	90°		
Lead 20	10kg	820	870	1830	Lead 20	10kg	935	499	550	Lead 20	4kg	609	830	1423		
	20kg	450	480	1050		Lead 20	20kg	526	288		290	Lead 20	6kg	470	559	952
	35kg	250	310	650			Lead 20	30kg	305		130		125	Lead 20	8kg	350
Lead 16	30kg	360	470	1100	Lead 16	30kg		1030	340	272	Lead 16	10kg	400		568	1121
	50kg	232	315	815		Lead 16	50kg	659	160	119		Lead 16	13kg	270	375	705
	65kg	159	222	705			Lead 16	60kg	398	40			29	Lead 16	15kg	201
Lead 10	40kg	331	459	1027	Lead 10	40kg		525	166	86	Lead 10	15kg	149		215	431
	55kg	215	299	797		Lead 10	55kg	385	92	13		Lead 10	18kg	115	161	349
	70kg	154	219	680			Lead 10	70kg	121	6			0	Lead 10	20kg	95
Lead 5	60kg	134	329	1625	Lead 5	60kg		725	61	40	Lead 5	20kg	166		221	393
	70kg	185	262	1385		Lead 5	70kg	349	11	7		Lead 5	22kg	127	190	310
	85kg	154	219	1220			Lead 5	80kg	0	0			0	Lead 5	25kg	73

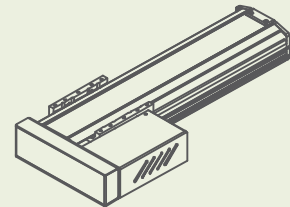
\* 滑塊表面中心到搬送物重心的距離  
Distance from center of slider top to center of gravity of object being transported



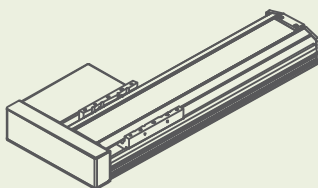
M1



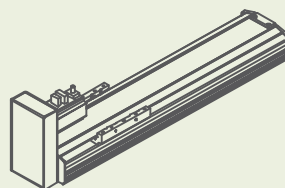
M2



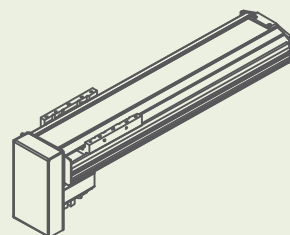
M3



M4

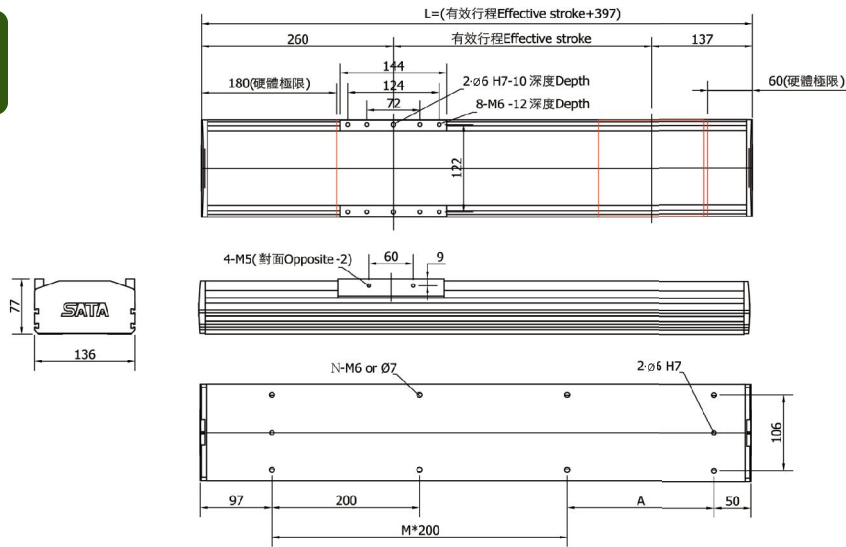


M5



M6

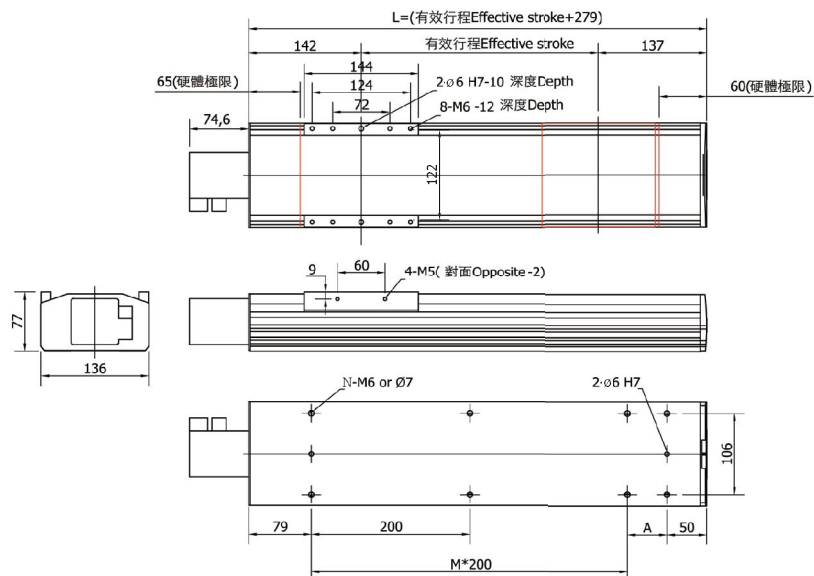
# M1



行程 Stroke	100	150	200	250	300	350	400	450	500	550	600	650	700	750	800	850	900	950	1000	1050
L	497	547	597	647	697	747	797	847	897	947	997	1047	1097	1147	1197	1247	1297	1347	1397	1447
A	150	200	50	100	150	200	50	100	150	200	50	100	150	200	50	100	150	200	50	100
M	1	1	2	2	2	2	3	3	3	3	4	4	4	4	5	5	5	5	6	6
N	6	6	8	8	8	8	10	10	10	10	12	12	12	12	14	14	14	14	16	16
重量 Weight (kg)	7.0	7.5	8.0	8.5	9.0	9.5	10.0	10.5	11.0	11.5	12.0	12.5	13.0	13.5	14.0	14.5	15.0	15.5	16.0	16.5

※本公司享有變更規格之權益，恕不另行通知 ※Drawings and specifications are subject to change without prior notice.

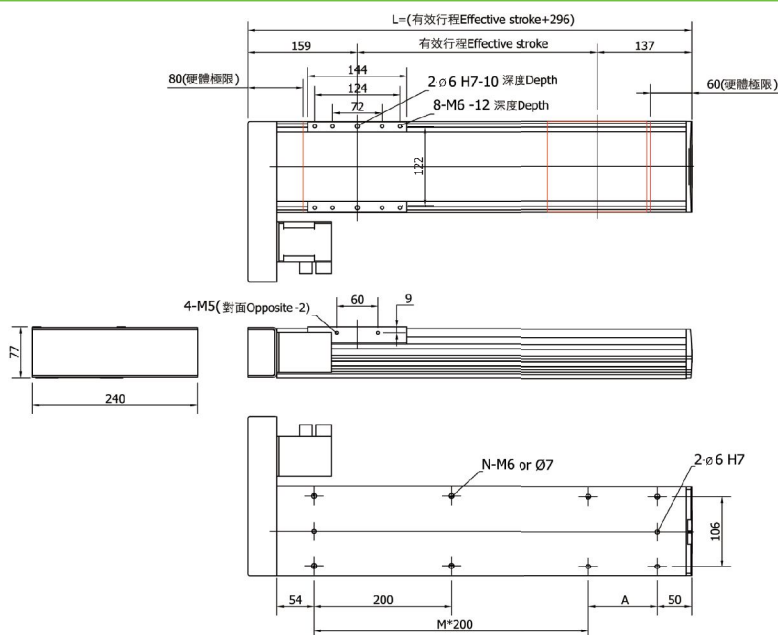
# M2



行程 Stroke	100	150	200	250	300	350	400	450	500	550	600	650	700	750	800	850	900	950	1000	1050
L	379	429	479	529	579	629	679	729	779	829	879	929	979	1029	1079	1129	1179	1229	1279	1329
A	50	100	150	200	50	100	150	200	50	100	150	200	50	100	150	200	50	100	150	200
M	1	1	1	1	2	2	2	2	3	3	3	3	4	4	4	4	5	5	5	5
N	6	6	6	6	8	8	8	8	10	10	10	10	12	12	12	12	14	14	14	14
重量 Weight (kg)	6.6	7.1	7.6	8.1	8.6	9.1	9.6	10.1	10.6	11.1	11.6	12.1	12.6	13.1	13.6	14.1	14.6	15.1	15.6	16.1

※本公司享有變更規格之權益，恕不另行通知 ※Drawings and specifications are subject to change without prior notice.

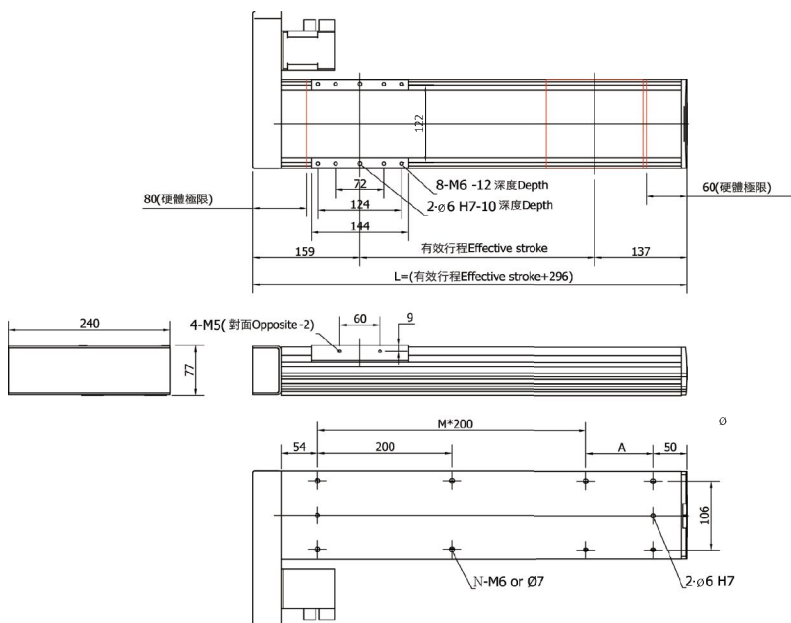
## M3



行程 Stroke	100	150	200	250	300	350	400	450	500	550	600	650	700	750	800	850	900	950	1000	1050
L	396	446	496	546	596	646	696	746	796	846	896	946	996	1046	1096	1146	1196	1246	1296	1346
A	50	100	150	200	50	100	150	200	50	100	150	200	50	100	150	200	50	100	150	200
M	1	1	1	1	2	2	2	2	3	3	3	3	4	4	4	4	5	5	5	5
N	6	6	6	6	8	8	8	8	10	10	10	10	12	12	12	12	14	14	14	14
重量 Weight (kg)	8.8	9.3	9.8	10.3	10.8	11.3	11.8	12.3	12.8	13.3	13.8	14.3	14.8	15.3	15.8	16.3	16.8	17.3	17.8	18.3

\*本公司享有變更規格之權益，恕不另行通知 \*Drawings and specifications are subject to change without prior notice.

## M4

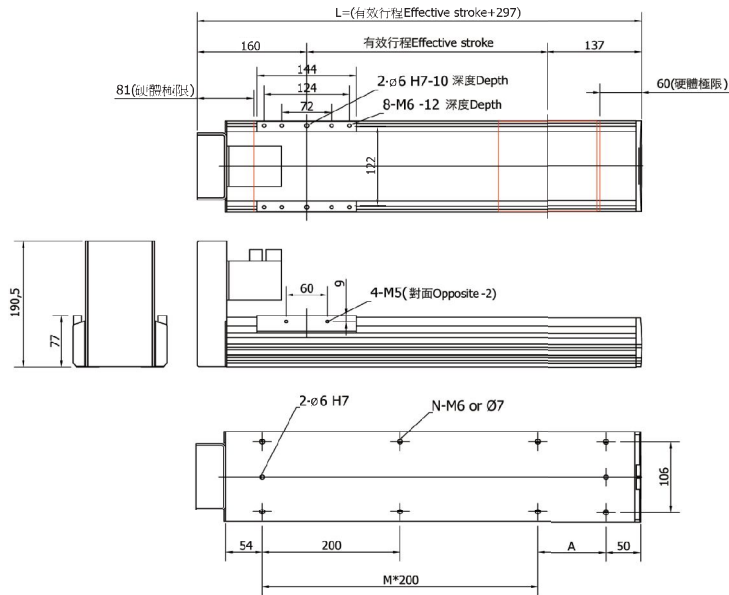


行程 Stroke	100	150	200	250	300	350	400	450	500	550	600	650	700	750	800	850	900	950	1000	1050
L	396	446	496	546	596	646	696	746	796	846	896	946	996	1046	1096	1146	1196	1246	1296	1346
A	50	100	150	200	50	100	150	200	50	100	150	200	50	100	150	200	50	100	150	200
M	1	1	1	1	2	2	2	2	3	3	3	3	4	4	4	4	5	5	5	5
N	6	6	6	6	8	8	8	8	10	10	10	10	12	12	12	12	14	14	14	14
重量 Weight (kg)	8.8	9.3	9.8	10.3	10.8	11.3	11.8	12.3	12.8	13.3	13.8	14.3	14.8	15.3	15.8	16.3	16.8	17.3	17.8	18.3

\*本公司享有變更規格之權益，恕不另行通知 \*Drawings and specifications are subject to change without prior notice.



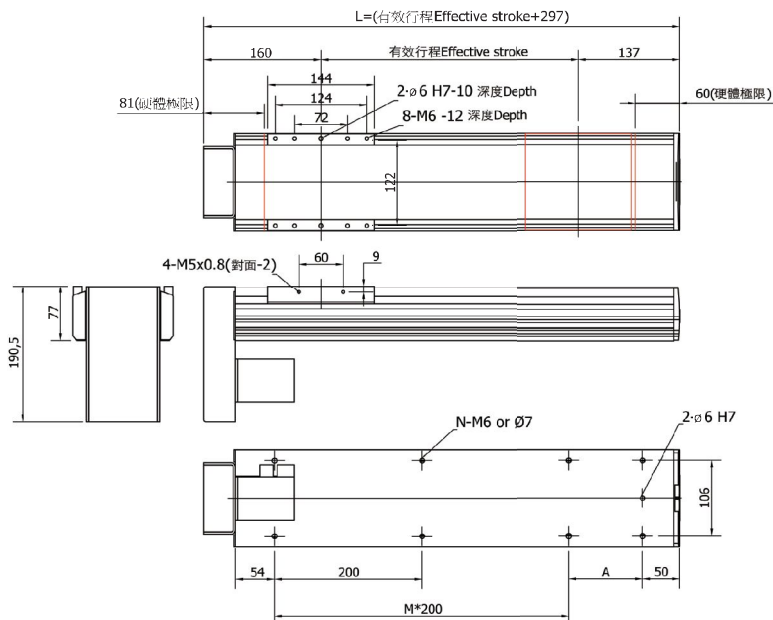
# M5



行程 Stroke	100	150	200	250	300	350	400	450	500	550	600	650	700	750	800	850	900	950	1000	1050
L	397	447	497	547	597	647	697	747	797	847	897	947	997	1047	1097	1147	1197	1247	1297	1347
A	50	100	150	200	50	100	150	200	50	100	150	200	50	100	150	200	50	100	150	200
M	1	1	1	1	2	2	2	2	3	3	3	3	4	4	4	4	5	5	5	5
N	6	6	6	6	8	8	8	8	10	10	10	10	12	12	12	12	14	14	14	14
重量 Weight (kg)	8.8	9.3	9.8	10.3	10.8	11.3	11.8	12.3	12.8	13.3	13.8	14.3	14.8	15.3	15.8	16.3	16.8	17.3	17.8	18.3

※本公司享有變更規格之權益，恕不另行通知 ※Drawings and specifications are subject to change without prior notice.

# M6



行程 Stroke	100	150	200	250	300	350	400	450	500	550	600	650	700	750	800	850	900	950	1000	1050
L	397	447	497	547	597	647	697	747	797	847	897	947	997	1047	1097	1147	1197	1247	1297	1347
A	50	100	150	200	50	100	150	200	50	100	150	200	50	100	150	200	50	100	150	200
M	1	1	1	1	2	2	2	2	3	3	3	3	4	4	4	4	5	5	5	5
N	6	6	6	6	8	8	8	8	10	10	10	10	12	12	12	12	14	14	14	14
重量 Weight (kg)	8.8	9.3	9.8	10.3	10.8	11.3	11.8	12.3	12.8	13.3	13.8	14.3	14.8	15.3	15.8	16.3	16.8	17.3	17.8	18.3

※本公司享有變更規格之權益，恕不另行通知 ※Drawings and specifications are subject to change without prior notice.

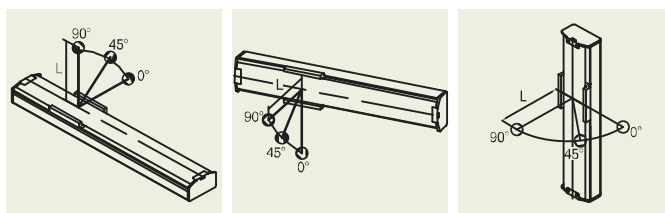
## 168D - L10 - S1250 - M1 - M 400W - B

型號 Model	導程 Lead	行程 Stroke	馬達方向 Motor direction	馬達廠牌及出力 Motor brand and output	煞車 Brake
				馬達廠牌及出力 Motor brand and output	
		馬達方向 Motor direction			
		M1 馬達內置 Motor inside position		H 上銀 Hiwin	
		M2 馬達外置 Motor outside position		S 山洋 Sanyo	
		M3 馬達外置右側 Motor outside, rightward position		M 三菱 Mitsubishi	
		M4 馬達外置左側 Motor outside, leftward position		Y 安川 Yaskawa	
		M5 馬達外置上方 Motor outside, upper position		P 松下 Panasonic	
		M6 馬達外置下方 Motor outside, lower position		F 富士 Fuji	
				T 台達 Delta	

168D規格表(168D Specification):

馬達出力 AC Servo motor output(W)	400W				
單向重覆定位精度 Repeatability(mm)	±0.02				
滾珠螺桿外徑 B,S(Ø)	20	20	20	25	
滾珠螺桿導程 Lead(mm)	5	10	20	25	
最快速度 Maximum speed(mm/sec)	250	500	1000	1250	
最大載重 Maximum payload(kg)	水平使用 (H)	110	80	75	65
	垂直使用 (V)	40	35	15	11
額定推力 Rated thrust(N)	945	480	240	200	
行程 Stroke(mm)	100~1050 50 間隔 (interval)				

線性滑軌20x15.5-2支

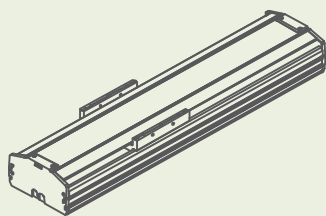


水平安裝應用 (單位:mm)				
導程	荷重 Payload	0°	45°	90°
Lead 25	25kg	643	867	1438
	45kg	399	512	1103
	65kg	240	336	971
Lead 20	30kg	765	922	1749
	50kg	454	571	1216
	75kg	305	393	1035
Lead 10	50kg	661	808	1371
	65kg	499	573	1190
	80kg	337	428	1007
Lead 5	70kg	389	530	1398
	90kg	220	312	1089
	110kg	180	250	950

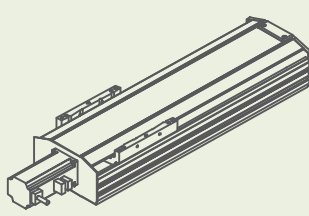
牆面安裝應用 (單位:mm)				
導程	荷重 Payload	0°	45°	90°
Lead 25	25kg	979	460	431
	45kg	682	312	300
	65kg	566	203	171
Lead 20	30kg	1095	560	550
	50kg	730	335	325
	75kg	580	215	195
Lead 10	50kg	1212	478	369
	65kg	1130	384	335
	80kg	973	263	220
Lead 5	70kg	911	400	365
	90kg	622	249	197
	110kg	464	176	110

垂直安裝應用 (單位:mm)				
導程	荷重 Payload	0°	45°	90°
Lead 25	3kg	2544	1789	2544
	7kg	1383	571	1383
	11kg	900	672	900
Lead 20	5kg	2350	1660	2350
	10kg	1210	845	1210
	15kg	810	570	810
Lead 10	15kg	1610	1138	1610
	25kg	950	670	950
	35kg	660	468	660
Lead 5	20kg	1577	1099	1577
	30kg	782	567	782
	40kg	245	130	245

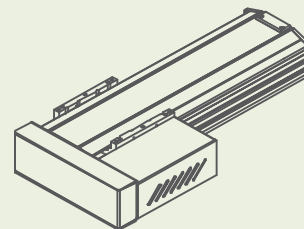
\* 滑塊表面中心到搬送物重心的距離  
Distance from center of slider top to center of gravity of object being transported



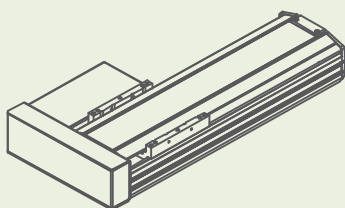
M1



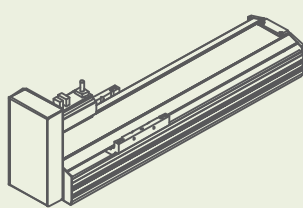
M2



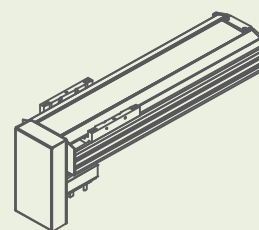
M3



M4

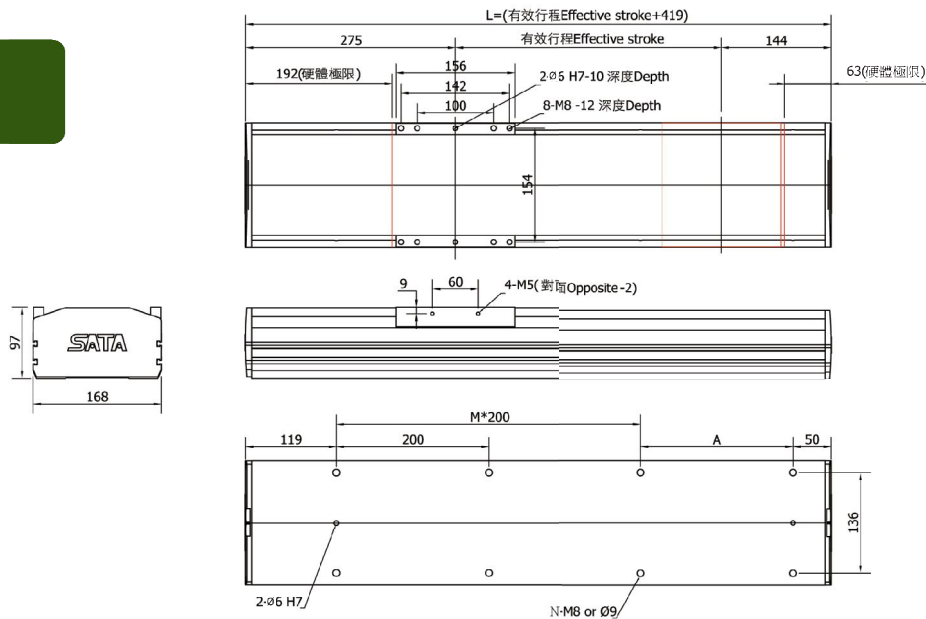


M5



M6

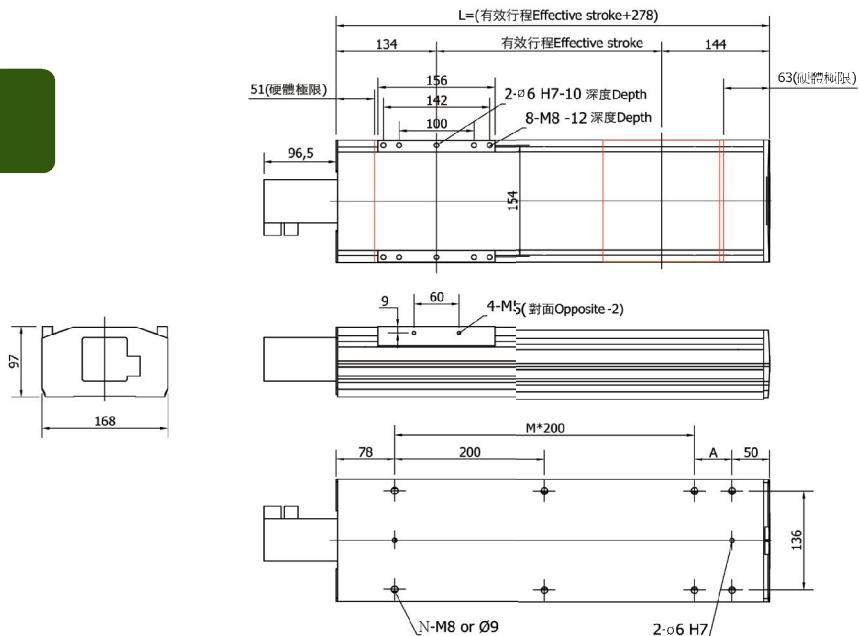
# M1



行程 Stroke	100	150	200	250	300	350	400	450	500	550	600	650	700	750	800	850	900	950	1000	1050	1100	1150	1200	1250
L	519	569	619	669	719	769	819	869	919	969	1019	1069	1119	1169	1219	1269	1319	1369	1419	1469	1519	1569	1619	1669
A	150	200	50	100	150	200	50	100	150	200	50	100	150	200	50	100	150	200	50	100	150	200	50	100
M	1	1	2	2	2	2	3	3	3	3	4	4	4	4	5	5	5	5	6	6	6	6	7	7
N	6	6	8	8	8	8	10	10	10	10	12	12	12	12	14	14	14	14	16	16	16	16	18	18
重量 Weight (kg)	11.2	12.1	13.0	13.9	14.8	15.7	16.6	17.5	18.4	19.3	20.2	21.1	22.0	22.9	23.8	24.7	25.6	26.5	27.4	28.3	29.2	30.1	31.0	31.9

※本公司享有變更規格之權益，恕不另行通知 ※Drawings and specifications are subject to change without prior notice.

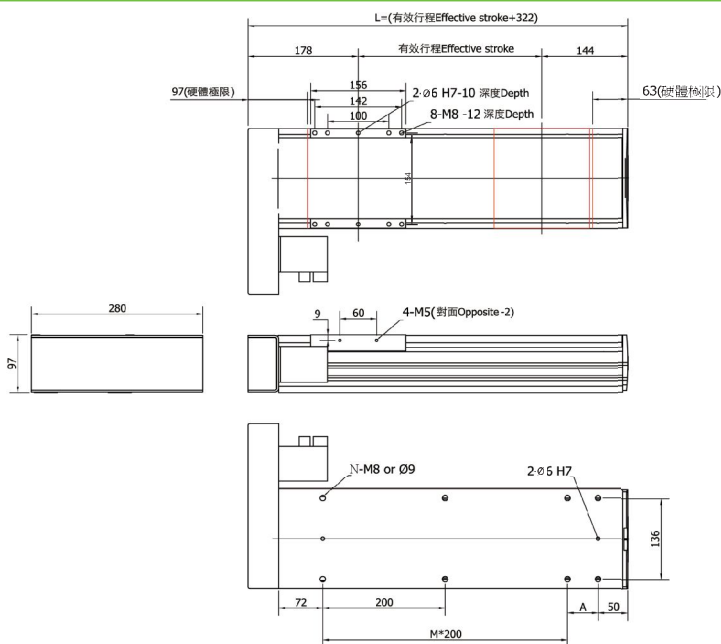
# M2



行程 Stroke	100	150	200	250	300	350	400	450	500	550	600	650	700	750	800	850	900	950	1000	1050	1100	1150	1200	1250
L	378	428	478	528	578	628	678	728	778	828	878	928	978	1028	1078	1128	1178	1228	1278	1328	1378	1428	1478	1528
A	50	100	150	200	50	100	150	200	50	100	150	200	50	100	150	200	50	100	150	200	50	100	150	200
M	1	1	1	1	2	2	2	2	3	3	3	3	4	4	4	4	5	5	5	5	6	6	6	6
N	6	6	6	6	8	8	8	8	10	10	10	10	12	12	12	12	14	14	14	14	16	16	16	16
重量 Weight (kg)	10,8	11,7	12,6	13,5	14,4	15,3	16,2	17,1	18,0	18,9	19,8	20,7	21,6	22,5	23,4	24,3	25,2	26,1	27,0	27,9	28,8	29,7	30,6	31,5

※本公司享有變更規格之權益，恕不另行通知 ※Drawings and specifications are subject to change without prior notice.

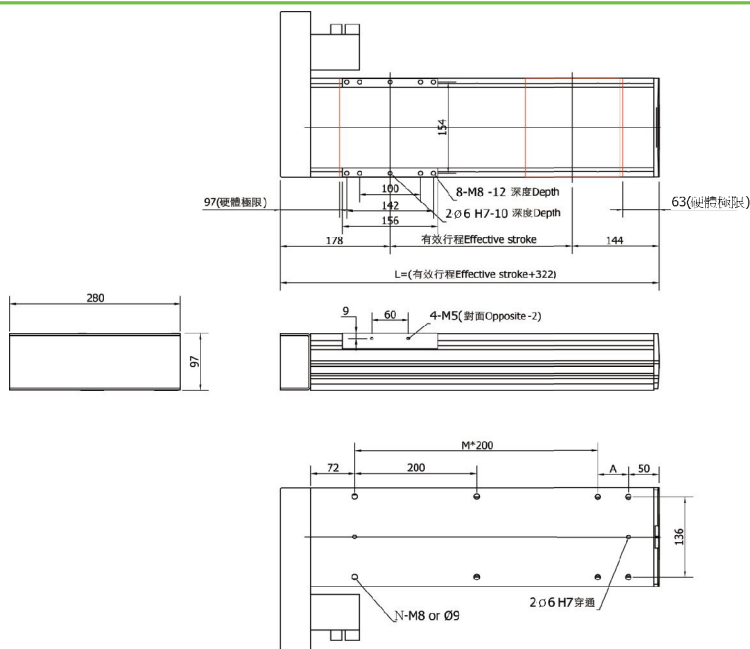
## M3



行程 Stroke	100	150	200	250	300	350	400	450	500	550	600	650	700	750	800	850	900	950	1000	1050	1100	1150	1200	1250
L	422	472	522	572	622	672	722	772	822	872	922	972	1022	1072	1122	1172	1222	1272	1322	1372	1422	1472	1522	1572
A	50	100	150	200	50	100	150	200	50	100	150	200	50	100	150	200	50	100	150	200	50	100	150	200
M	1	1	1	1	2	2	2	2	3	3	3	3	4	4	4	4	5	5	5	5	6	6	6	6
N	6	6	6	6	8	8	8	8	10	10	10	10	12	12	12	12	14	14	14	14	16	16	16	16
重量 Weight (kg)	14.5	15.4	16.3	17.2	18.1	19.0	19.9	20.8	21.7	22.6	23.5	24.4	25.3	26.2	27.1	28.0	28.9	29.8	30.7	31.6	32.5	33.4	34.3	35.2

※本公司享有變更規格之權益，恕不另行通知 ※Drawings and specifications are subject to change without prior notice.

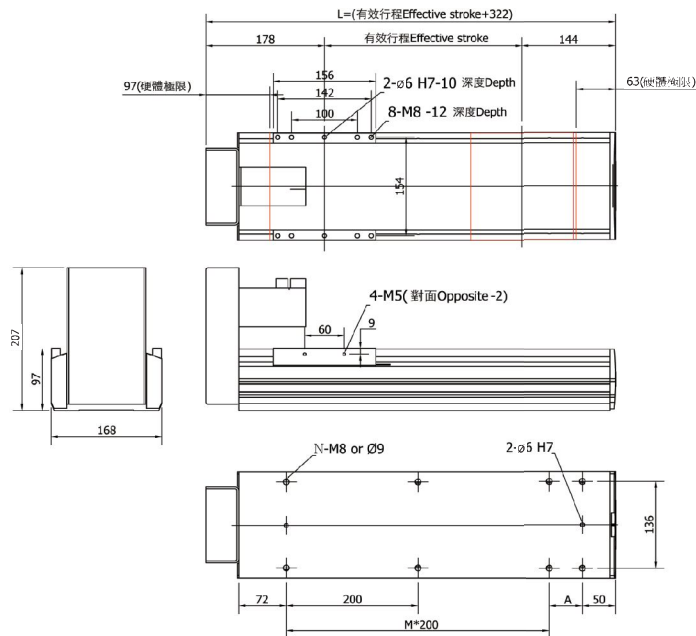
## M4



行程 Stroke	100	150	200	250	300	350	400	450	500	550	600	650	700	750	800	850	900	950	1000	1050	1100	1150	1200	1250
L	422	472	522	572	622	672	722	772	822	872	922	972	1022	1072	1122	1172	1222	1272	1322	1372	1422	1472	1522	1572
A	50	100	150	200	50	100	150	200	50	100	150	200	50	100	150	200	50	100	150	200	50	100	150	200
M	1	1	1	1	2	2	2	2	3	3	3	3	4	4	4	4	5	5	5	5	6	6	6	6
N	6	6	6	6	8	8	8	8	10	10	10	10	12	12	12	12	14	14	14	14	16	16	16	16
重量 Weight (kg)	14.5	15.4	16.3	17.2	18.1	19.0	19.9	20.8	21.7	22.6	23.5	24.4	25.3	26.2	27.1	28.0	28.9	29.8	30.7	31.6	32.5	33.4	34.3	35.2

※本公司享有變更規格之權益，恕不另行通知 ※Drawings and specifications are subject to change without prior notice.

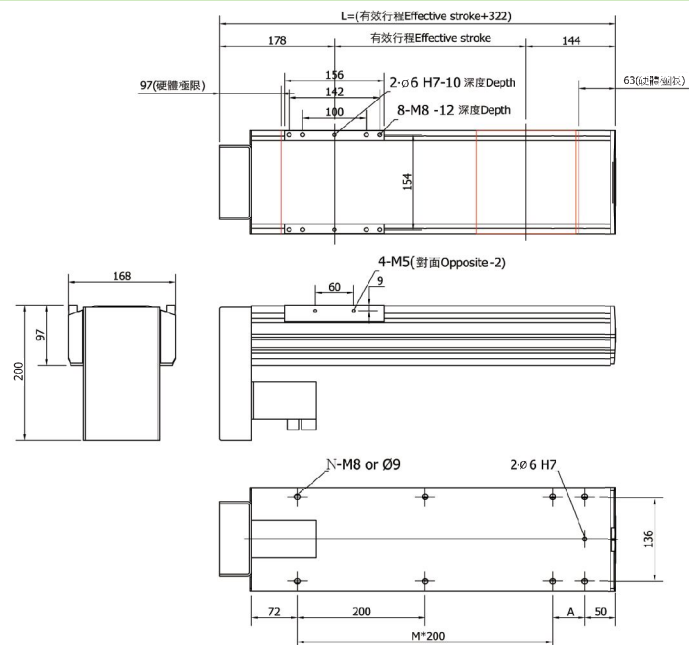
# M5



行程 Stroke	100	150	200	250	300	350	400	450	500	550	600	650	700	750	800	850	900	950	1000	1050	1100	1150	1200	1250
L	422	472	522	572	622	672	722	772	822	872	922	972	1022	1072	1122	1172	1222	1272	1322	1372	1422	1472	1522	1572
A	50	100	150	200	50	100	150	200	50	100	150	200	50	100	150	200	50	100	150	200	50	100	150	200
M	1	1	1	1	2	2	2	2	3	3	3	3	4	4	4	4	5	5	5	5	6	6	6	6
N	6	6	6	6	8	8	8	8	10	10	10	10	12	12	12	12	14	14	14	14	16	16	16	16
重量 Weight (kg)	14.5	15.4	16.3	17.2	18.1	19.0	19.9	20.8	21.7	22.6	23.5	24.4	25.3	26.2	27.1	28.0	28.9	29.8	30.7	31.6	32.5	33.4	34.3	35.2

※本公司享有變更規格之權益，恕不另行通知 ※Drawings and specifications are subject to change without prior notice.

# M6



行程 Stroke	100	150	200	250	300	350	400	450	500	550	600	650	700	750	800	850	900	950	1000	1050	1100	1150	1200	1250
L	422	472	522	572	622	672	722	772	822	872	922	972	1022	1072	1122	1172	1222	1272	1322	1372	1422	1472	1522	1572
A	50	100	150	200	50	100	150	200	50	100	150	200	50	100	150	200	50	100	150	200	50	100	150	200
M	1	1	1	1	2	2	2	2	3	3	3	3	4	4	4	4	5	5	5	5	6	6	6	6
N	6	6	6	6	8	8	8	8	10	10	10	10	12	12	12	12	14	14	14	14	16	16	16	16
重量 Weight (kg)	14.5	15.4	16.3	17.2	18.1	19.0	19.9	20.8	21.7	22.6	23.5	24.4	25.3	26.2	27.1	28.0	28.9	29.8	30.7	31.6	32.5	33.4	34.3	35.2

※本公司享有變更規格之權益，恕不另行通知 ※Drawings and specifications are subject to change without prior notice.

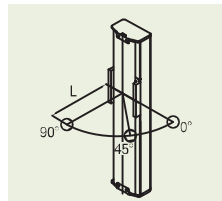
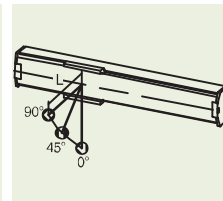
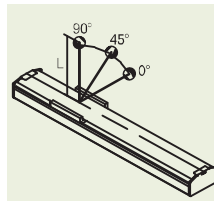
## 202D - L10 - S1450 - M1 - M 750W - B

型號 Model	導程 Lead	行程 Stroke	馬達方向 Motor direction	馬達廠牌及出力 Motor brand and output	煞車 Brake
			馬達廠牌及出力 Motor brand and output	馬達廠牌及出力 Motor brand and output	
			M1 馬達內置 Motor inside position M2 馬達外置 Motor outside position M3 馬達外置右側 Motor outside, rightward position M4 馬達外置左側 Motor outside, leftward position M5 馬達外置上方 Motor outside, upper position M6 馬達外置下方 Motor outside, lower position	H 上銀 Hiwin S 山洋 Sanyo M 三菱 Mitsubishi Y 安川 Yaskawa P 松下 Panasonic F 富士 Fuji T 台達 Delta	

### 202D規格表(202D Specification):

馬達出力 AC Servo motor output(W)	750W					
單向重覆定位精度 Repeatability(mm)	±0.02					
滾珠螺桿外徑 B,S(Ø)	25	25	32	25	32	
滾珠螺桿導程 Lead(mm)	5	10	20	25	32	
最快速度 Maximum speed(mm/sec)	250	500	1000	1250	1600	
最大載重 Maximum payload(kg)	水平使用 (H)	120	100	85	75	65
	垂直使用 (V)	55	45	25	23	20
額定推力 Rated thrust(N)	2050	1025	560	420	350	
行程 Stroke(mm)	100~1450 50 間隔 (interval)					

### 線性滑軌23x22-2支

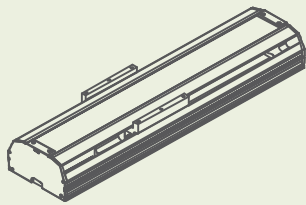


導程 Payload	0°	45°	90°
Lead 32	45kg 482	603	1008
	55kg 223	393	835
	65kg 189	244	525
Lead 20	50kg 765	922	1449
	70kg 454	571	1216
	85kg 305	393	935
Lead 10	60kg 603	770	1493
	80kg 400	511	1236
	100kg 188	243	1019
Lead 5	85kg 408	539	1366
	100kg 227	291	1078
	120kg 83	100	904

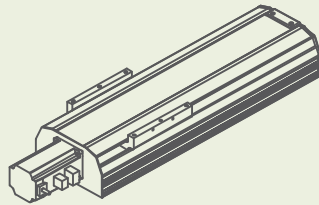
導程 Payload	0°	45°	90°
Lead 32	45kg 700	354	412
	55kg 543	235	325
	65kg 399	141	235
Lead 20	50kg 1305	601	588
	70kg 1002	427	397
	85kg 731	298	265
Lead 10	60kg 1095	531	502
	80kg 737	430	378
	100kg 581	237	195
Lead 5	85kg 987	421	387
	100kg 645	303	216
	120kg 412	157	89

導程 Payload	0°	45°	90°
Lead 32	10kg 1175	802	1175
	15kg 893	560	893
	20kg 531	278	531
Lead 20	15kg 1270	903	1270
	20kg 876	678	876
	25kg 753	468	753
Lead 10	20kg 1810	1238	1810
	30kg 1152	791	1152
	45kg 713	564	713
Lead 5	30kg 979	631	979
	40kg 669	370	669
	55kg 222	48	222

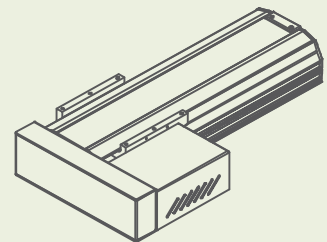
\* 滑塊表面中心到搬送物重心的距離  
Distance from center of slider top to center of gravity of object being transported



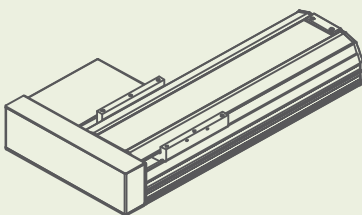
M1



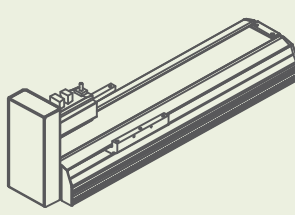
M2



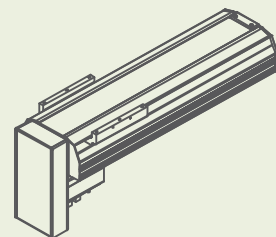
M3



M4

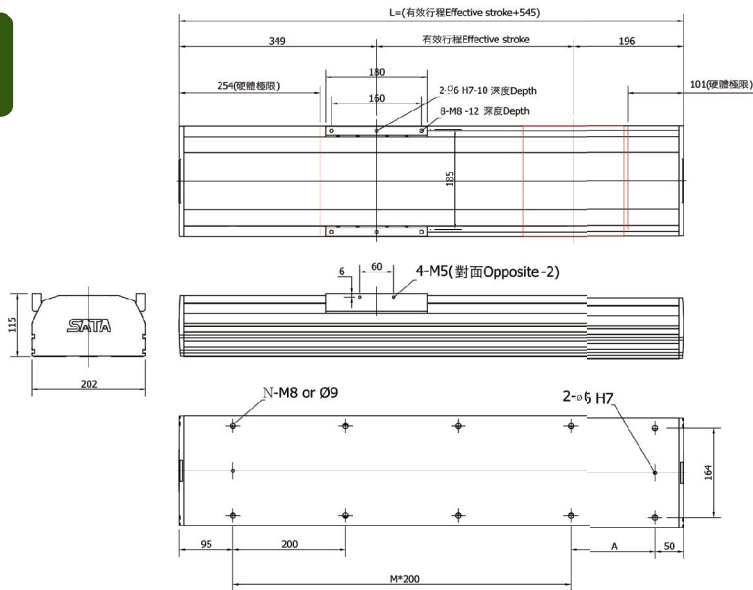


M5



M6

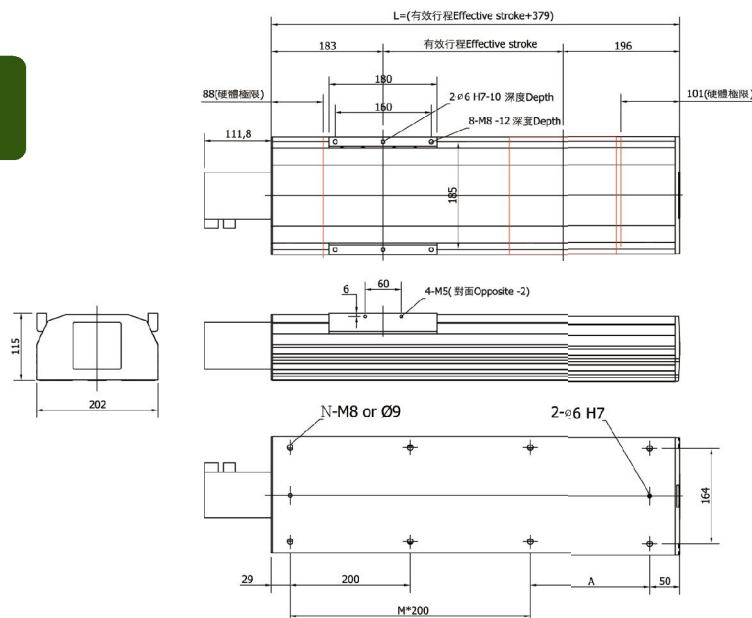
# M1



行程 Stroke	100	150	200	250	300	350	400	450	500	550	600	650	700	750	800	850	900	950	1000	1050	1100	1150	1200	1250	1300	1350	1400	1450
L	645	695	745	795	845	895	945	995	1045	1095	1145	1195	1245	1295	1345	1395	1445	1495	1545	1595	1645	1695	1745	1795	1845	1895	1945	1995
A	100	150	200	50	100	150	200	50	100	150	200	50	100	150	200	50	100	150	200	50	100	150	200	50	100	150	200	50
M	2	2	2	3	3	3	3	4	4	4	4	5	5	5	5	6	6	6	6	7	7	7	7	8	8	8	8	9
N	8	8	8	10	10	10	10	12	12	12	12	14	14	14	14	16	16	16	16	18	18	18	18	20	20	20	20	22
重量 Weight (kg)	24.5	26.0	27.5	29.0	30.5	32.0	33.5	35.0	36.5	38.0	39.5	41.0	42.5	44.0	45.5	47.0	48.5	50.0	51.5	53.0	54.5	56.0	57.5	59.0	60.5	62.0	63.5	65.0

※本公司享有變更規格之權益，恕不另行通知 ※Drawings and specifications are subject to change without prior notice.

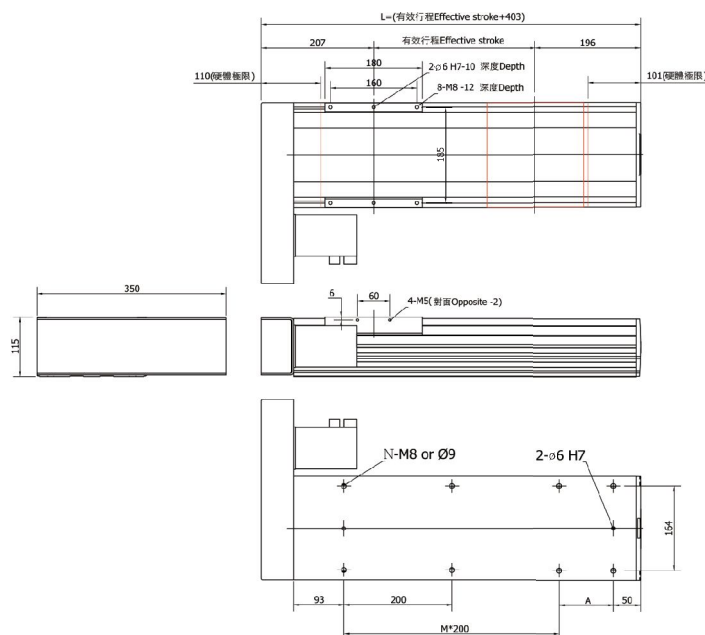
# M2



行程 Stroke	100	150	200	250	300	350	400	450	500	550	600	650	700	750	800	850	900	950	1000	1050	1100	1150	1200	1250	1300	1350	1400	1450
L	479	529	579	629	679	729	779	829	879	929	979	1029	1079	1129	1179	1229	1279	1329	1379	1429	1479	1529	1579	1629	1679	1729	1779	1829
A	200	50	100	150	200	50	100	150	200	50	100	150	200	50	100	150	200	50	100	150	200	50	100	150	200	50	100	150
M	1	2	2	2	2	3	3	3	3	4	4	4	4	5	5	5	5	6	6	6	6	7	7	7	7	8	8	8
N	6	8	8	8	8	10	10	10	10	12	12	12	12	14	14	14	14	16	16	16	16	18	18	18	18	19	19	19
重量 Weight (kg)	23.0	24.5	26.0	27.5	29.0	30.5	32.0	33.5	35.0	36.5	38.0	39.5	41.0	42.5	44.0	45.5	47.0	48.5	50.0	51.5	53.0	54.5	56.0	57.5	59.0	60.5	62.0	63.5

※本公司享有變更規格之權益，恕不另行通知 ※Drawings and specifications are subject to change without prior notice.

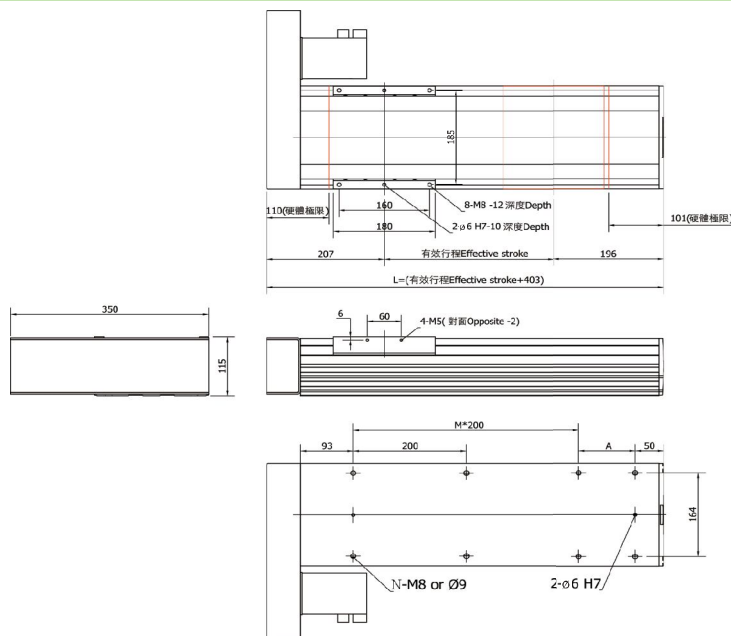
## M3



行程 Stroke	100	150	200	250	300	350	400	450	500	550	600	650	700	750	800	850	900	950	1000	1050	1100	1150	1200	1250	1300	1350	1400	1450
L	503	553	603	653	703	753	803	853	903	953	1003	1053	1103	1153	1203	1253	1303	1353	1403	1453	1503	1553	1603	1653	1703	1753	1803	1853
A	100	150	200	50	100	150	200	50	100	150	200	50	100	150	200	50	100	150	200	50	100	150	200	50	100	150	200	50
M	1	1	1	2	2	2	2	3	3	3	3	4	4	4	4	5	5	5	5	6	6	6	6	7	7	7	7	8
N	6	6	6	8	8	8	8	10	10	10	10	12	12	12	12	14	14	14	14	16	16	16	16	18	18	18	18	20
重量 Weight (kg)	25.7	27.2	28.7	30.2	31.7	33.2	34.7	36.2	37.7	39.2	40.7	42.2	43.7	45.2	46.7	48.2	49.7	51.2	53.7	55.2	56.7	58.2	59.7	61.2	62.7	64.2	65.7	67.2

※本公司享有變更規格之權益，恕不另行通知 ※Drawings and specifications are subject to change without prior notice.

## M4

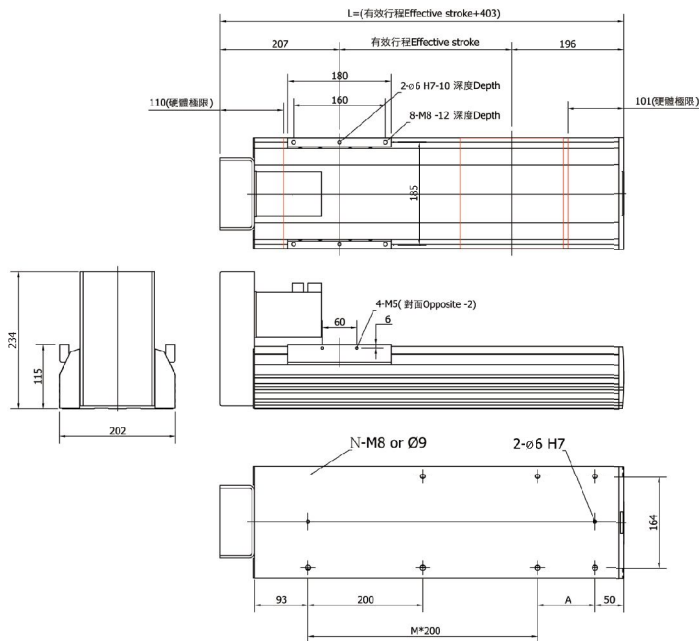


行程 Stroke	100	150	200	250	300	350	400	450	500	550	600	650	700	750	800	850	900	950	1000	1050	1100	1150	1200	1250	1300	1350	1400	1450
L	503	553	603	653	703	753	803	853	903	953	1003	1053	1103	1153	1203	1253	1303	1353	1403	1453	1503	1553	1603	1653	1703	1753	1803	1853
A	100	150	200	50	100	150	200	50	100	150	200	50	100	150	200	50	100	150	200	50	100	150	200	50	100	150	200	50
M	1	1	1	2	2	2	2	3	3	3	3	4	4	4	4	5	5	5	5	6	6	6	6	7	7	7	7	8
N	6	6	6	8	8	8	8	10	10	10	10	12	12	12	12	14	14	14	14	16	16	16	16	18	18	18	18	20
重量 Weight (kg)	25.7	27.2	28.7	30.2	31.7	33.2	34.7	36.2	37.7	39.2	40.7	42.2	43.7	45.2	46.7	48.2	49.7	51.2	53.7	55.2	56.7	58.2	59.7	61.2	62.7	64.2	65.7	67.2

※本公司享有變更規格之權益，恕不另行通知 ※Drawings and specifications are subject to change without prior notice.



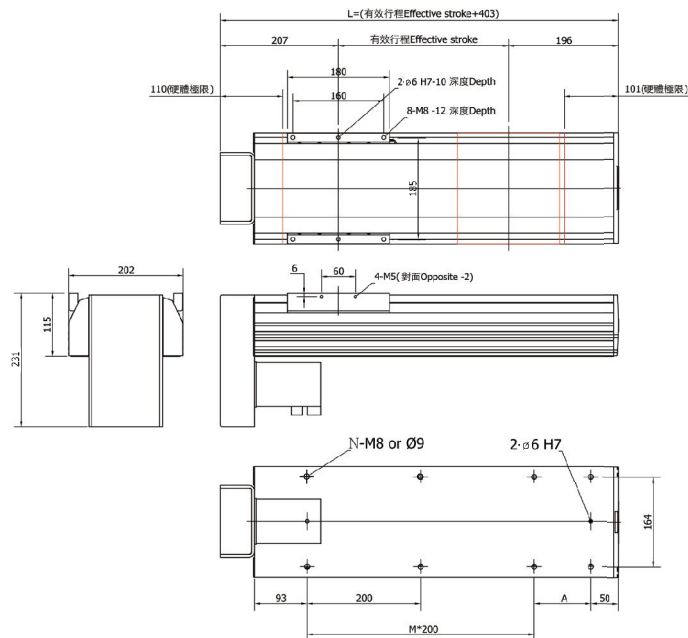
# M5



行程 Stroke	100	150	200	250	300	350	400	450	500	550	600	650	700	750	800	850	900	950	1000	1050	1100	1150	1200	1250	1300	1350	1400	1450
L	503	553	603	653	703	753	803	853	903	953	1003	1053	1103	1153	1203	1253	1303	1353	1403	1453	1503	1553	1603	1653	1703	1753	1803	1853
A	100	150	200	50	100	150	200	50	100	150	200	50	100	150	200	50	100	150	200	50	100	150	200	50	100	150	200	50
M	1	1	2	2	2	2	3	3	3	3	4	4	4	4	5	5	5	5	6	6	6	6	7	7	7	7	8	8
N	6	6	8	8	8	8	10	10	10	10	12	12	12	12	14	14	14	14	16	16	16	16	18	18	18	18	20	20
重量 Weight (kg)	25.7	27.2	28.7	30.2	31.7	33.2	34.7	36.2	37.7	39.2	40.7	42.2	43.7	45.2	46.7	48.2	49.7	51.2	53.7	55.2	56.7	58.2	59.7	61.2	62.7	64.2	65.7	67.2

※本公司享有變更規格之權益，恕不另行通知 ※Drawings and specifications are subject to change without prior notice.

# M6



行程 Stroke	100	150	200	250	300	350	400	450	500	550	600	650	700	750	800	850	900	950	1000	1050	1100	1150	1200	1250	1300	1350	1400	1450
L	503	553	603	653	703	753	803	853	903	953	1003	1053	1103	1153	1203	1253	1303	1353	1403	1453	1503	1553	1603	1653	1703	1753	1803	1853
A	100	150	200	50	100	150	200	50	100	150	200	50	100	150	200	50	100	150	200	50	100	150	200	50	100	150	200	50
M	1	1	2	2	2	2	3	3	3	3	4	4	4	4	5	5	5	5	6	6	6	6	7	7	7	7	8	8
N	6	6	8	8	8	8	10	10	10	10	12	12	12	12	14	14	14	14	16	16	16	16	18	18	18	18	20	20
重量 Weight (kg)	25.7	27.2	28.7	30.2	31.7	33.2	34.7	36.2	37.7	39.2	40.7	42.2	43.7	45.2	46.7	48.2	49.7	51.2	53.7	55.2	56.7	58.2	59.7	61.2	62.7	64.2	65.7	67.2

※本公司享有變更規格之權益，恕不另行通知 ※Drawings and specifications are subject to change without prior notice.